


MENARD COUNTY, ILLINOIS

ANNUAL FINANCIAL REPORT
with
INDEPENDENT AUDITOR'S REPORTS

FOR THE YEAR ENDED NOVEMBER 30, 2021



MENARD COUNTY, ILLINOIS
ANNUAL FINANCIAL REPORT
FOR THE YEAR ENDED NOVEMBER 30, 2021

TABLE OF CONTENTS

INTRODUCTORY SECTION

	<u>Page</u>
TRANSMITTAL LETTER.....	

FINANCIAL SECTION

INDEPENDENT AUDITOR'S REPORT	
INDEPENDENT AUDITOR'S REPORT ON INTERNAL CONTROL OVER FINANCIAL REPORTING AND ON COMPLIANCE AND OTHER MATTERS BASED ON AN AUDIT OF FINANCIAL STATEMENTS PERFORMED IN ACCORDANCE WITH <i>GOVERNMENT AUDITING STANDARDS</i>	
SCHEDULE OF FINDINGS AND MANAGEMENT'S VIEWS AND PLANNED CORRECTIVE ACTION PLANS	
MANAGEMENT'S DISCUSSION AND ANALYSIS	I
BASIC FINANCIAL STATEMENTS	
STATEMENT OF FINANCIAL POSITION.....	1
STATEMENT OF ACTIVITIES.....	2
BALANCE SHEET GOVERNMENTAL FUNDS.....	3
RECONCILIATION OF THE GOVERNMENTAL FUNDS	
BALANCE SHEET TO THE STATEMENT OF FINANCIAL POSITION...	4
STATEMENT OF REVENUES AND EXPENDITURES AND CHANGES IN FUND BALANCES GOVERNMENTAL FUNDS.....	5
RECONCILIATION OF THE CHANGES IN FUND BALANCES OF GOVERNMENTAL FUNDS TO THE STATEMENT OF ACTIVITIES.....	6
STATEMENT OF NET POSITION PROPRIETARY FUNDS.....	7
STATEMENT OF REVENUES, EXPENSES, AND CHANGES IN FUND NET POSITION PROPRIETARY FUNDS.....	8
STATEMENT OF CASH FLOWS PROPRIETARY FUNDS.....	9
STATEMENT OF FIDUCIARY NET POSITION FIDUCIARY FUNDS.....	11
STATEMENT OF CHANGES IN FIDUCIARY NET POSITION FIDUCIARY FUNDS.....	12
NOTES TO FINANCIAL STATEMENTS.....	13

Menard County, Illinois
Table of Contents – Continued

REQUIRED SUPPLEMENTARY INFORMATION	
GENERAL FUND BUDGETARY COMPARISON SCHEDULE	42
LIABILITY AND INSURANCE FUND BUDGETARY	
COMPARISON SCHEDULE.....	51
MENARD COUNTY ARPA FUND BUDGETARY	
COMPARISON SCHEDULE.....	52
EMERGENCY MEDICAL SERVICES FUND BUDGETARY	
COMPARISON SCHEDULE.....	53
RETIREMENT AND FICA FUND BUDGETARY COMPARISON	
SCHEDULE	54
COUNTY HIGHWAY FUND BUDGETARY COMPARISON	
SCHEDULE.....	55
COUNTY MOTOR FUEL TAX FUND BUDGETARY COMPARISON	
SCHEDULE	56
SCHEDULE OF CHANGES IN NET PENSION LIABILITY (REGULAR)	
ILLINOIS MUNICIPAL RETIREMENT FUND.....	57
SCHEDULE OF CHANGES IN NET PENSION LIABILITY (SLEP)	
ILLINOIS MUNICIPAL RETIREMENT FUND.....	58
SCHEDULE OF CHANGES IN NET PENSION LIABILITY (ECO)	
ILLINOIS MUNICIPAL RETIREMENT FUND.....	59
SCHEDULE OF EMPLOYER CONTRIBUTIONS (REGULAR)	
ILLINOIS MUNICIPAL RETIREMENT FUND.....	60
SCHEDULE OF EMPLOYER CONTRIBUTIONS (SLEP)	
ILLINOIS MUNICIPAL RETIREMENT FUND.....	61
SCHEDULE OF EMPLOYER CONTRIBUTIONS (ECO)	
ILLINOIS MUNICIPAL RETIREMENT FUND.....	62
NOTES TO REQUIRED SUPPLEMENTARY INFORMATION.....	i
 SUPPLEMENTARY INFORMATION	
COMBINING BALANCE SHEET NONMAJOR GOVERNMENTAL	
FUNDS.....	63
COMBINING STATEMENT OF REVENUES, EXPENDITURES, AND	
CHANGES IN FUND BALANCES NONMAJOR GOVERNMENTAL	
FUNDS.....	69
COMBINING STATEMENT OF FIDUCIARY NET POSITION	
PRIVATE-PURPOSE TRUST FUNDS.....	73
COMBINING STATEMENT OF CHANGES IN FIDUCIARY NET	
POSITION PRIVATE-PURPOSE TRUST FUNDS.....	74
COMBINING STATEMENT OF ASSETS AND LIABILITIES AGENCY	
FUNDS.....	75
STATEMENTS OF CHANGES IN ASSETS AND LIABILITIES AGENCY	
FUNDS.....	77



Pam Bauser
MENARD COUNTY
Treasurer and Collector

Rosanne Snyder, Chief Deputy Treasurer
Kyra Leinberger, Deputy Treasurer

102 S. 7th Street
Petersburg, IL 62675

Phone: 217-632-2333
Email: pbauser@co.menard.il.us

To the Chairman of the County Board,
Members of the Board of Commissioners and
Citizens of Menard County

September 2, 2022

Gentlemen:

As Treasurer of Menard County, I am pleased to present the County's annual financial report for the fiscal year ended November 30, 2021. The financial statements included in this report conform to Generally Accepted Accounting Principles in the United States (GAAP) as established by the Governmental Accounting Standards Board (GASB).

The annual financial report was prepared with an emphasis on full disclosure of the financial activities of the County. Responsibility for the completeness and the reliability of the content rests with County management. To provide a reasonable basis for making these representations, management of the County strives constantly to maintain a comprehensive set of internal controls, designed to ensure the assets of the County are protected from loss, theft or misuse. These controls also ensure that adequate accounting data is recorded to allow for the preparation of financial statements in conformity with generally accepted accounting principles. Because the cost of internal controls should not outweigh their benefits, the County's internal controls have been designed to provide reasonable rather than absolute assurance that the financial statements will be free from material misstatement. The data presented in the report is believed to be complete and reliable in all material respects and is reported in a manner that presents fairly the financial position and results of operations as measured by the financial activity of the County's various funds. All statements and disclosures necessary for the reader to obtain an understanding of the County's financial activities have been included.

As a recipient of Federal and State financial assistance, the County's internal controls must also ensure, as well as document, compliance with applicable laws and regulations related to these programs. Management periodically evaluates the effectiveness of the County's internal controls.

Michael J. Feriozzi, certified public accountant, provided the independent audit of Menard County's financial statements. The goal of the independent audit is to provide reasonable assurance the financial statements of the County for the fiscal year ended November 30, 2021 are free of material misstatement. The audit included considerations of our internal control over financial reporting as a basis for designing auditing procedures and involved examining, on a test basis, evidence supporting the amounts and disclosures in the financial statements, assessing the accounting principles used, and the County's compliance with applicable laws and regulations. In addition, with his communications letter to the audit committee, the County Commissioners, he continues to remind us to increase and maintain our organizational emphasis on monitoring the collection status of our accounts receivable for health services provided by our emergency medical services and Sunny Acres Nursing Home.

The independent auditor's reports directly follow this letter. Your attention is directed to the Independent Auditor's Report on Internal Control over Financial Reporting and on Compliance and Other Matters Based on an Audit of Financial Statements Performed in Accordance with Government

Auditing Standards, and the related Schedule of Findings and Management's Views and Planned Corrective Action Plans that immediately follows that report.

Mr. Feriozzi has recently discontinued his status as Independent Auditor for Menard County. The Board of Commissioners are presently in the process of selecting a replacement independent auditing firm. We anticipate that firm will perform the compliance audit of our major federal programs and report on our schedule of expenditures of federal awards for the year ended November 30, 2021. Your attention is directed to Note 18 to the audited financial statements.

This annual financial report includes a narrative introduction from management in the form of Management's Discussion and Analysis (MD&A) that provides an overview and analysis to accompany the basic financial statements. This letter of transmittal is designed to complement the MD&A and should be read in conjunction with it.

This report includes all the funds of our *governmental* and *business-type activities* as well as the component units for which the County is financially accountable. The County provides a full range of governmental services, in addition the County owns a skilled care nursing home along with an independent living facility which account for the *governmental* and *business-type activities* reports. The Menard County Emergency Telephone System (ETSB) 911 is included in the County's basic financial statements as a "discretely" presented component unit. The financial statements for ETSB 911 appear in a separate column in the government-wide financial statements to emphasize that it is separate from the County and to differentiate its financial position and results of operation from that of the County.

ECONOMIC INFORMATION

The County's annual unemployment rate for 2021 averaged 4.1%, this was down 2.3% from the previous year. Menard County is included in the Local Workforce Area 20 (LWIA 20) which also includes Cass, Logan, Christian and Sangamon Counties. The unemployment rate for LWIA 20 was 5.4% in 2021 which was down 2.5% from last year's average rate. These unemployment rates were greatly impacted by COVID in 2020 and carried over to the beginning 2021.

MAJOR INITIATIVES

The county received 1.18 million dollars (half of what has been designated for Menard County) from the federal government in June as part of ARPA (American Rescue Plan Act). There were many guidelines put on the usage of these funds which continued to change almost daily. These monies were to help the economic impact that COVID had put on the county. We acquired the help of an outside consulting firm, Bellwether, LLC to help with all the guidelines to report and spend these funds. Many cities, towns, villages and non-charitable organizations put in request for some of the usage of the funds. The County Board of Commissioners has decided to make the decisions on where the money should be spent. Virtually all of the 1.18 million dollars was yet to be expended at 11-30-21.

Cresco Labs, LLC, a medical marijuana facility out of Lincoln, IL, has been in contract with Menard and four other counties since 2016 for shares of their profits. Business must finally be good for them. The county received \$603,473.63 in 2021, prior to that the county had only received \$68,750.00.

The April 2021 Consolidated Election cost the county approximately \$21,164.70 with 9.48% turnout of eligible voters. The cost per voter was approximately \$23.97.

The Assessment office completed the 2021 Quadrennial Assessment District, which includes Books 4,5,6,7,8,9 and 10, including Oakford and Greenview. There were 3199 assessment changes processed with \$16,229,252 added to the assessed value.

The Sheriff's department purchased two new and one used vehicle this year. The first new vehicle was purchased with budgeted funds, the second new vehicle was to replace a totaled vehicle, it was purchased with insurance proceeds, the sale of another Sheriff vehicle and some budget funds. The used vehicle was purchased in part by proceeds from a sale of a truck to the Menard County Highway department.

Both the Sheriff's department and the jail experienced additional costs this past year due to personnel costs, including overtime created by retirements and resignation and creating a sergeant's position among the deputies. There was increased cost in food and water utility with the uptick in the jail population. Housing some inmates from nearby counties without jails will help offset some of those costs in the future.

Several other costs at the jail included the purchase of a new fingerprint machine, a new safety restraint chair and some of the mattress being replaced.

Several updates in the courthouse including painting in several offices and common areas, installing new carpet in a few offices, renovation to the break room and repaired the broiler's primary pump and other HVAC and plumbing repairs.

Approximately twenty-four miles of county highway were chipped sealed which included Atteberry St, Gudgel Ave, Peoria St, West Oakford Ave, East Oakford Ave, and Sunny Acres Rd along with portions of Rock Creek Ave and Chautauqua Rd. 95,366 gallons of CRS-2 roadway oil, 2,850 tons of CA-16 rock, five hundred tons of CA-13 rock, and fifty tons of CA-16 gravel were utilized to complete this work.

Roadway reconstruction was completed on a 1-mile stretch of Athens Blacktop utilizing Federal Highway Safety Improvement, State Surface Transportation – Rural, REBUILD Illinois, and Local funds. This project consisted of adding lane width, constructing a wider shoulder, and flattening the existing slopes as well as a completed asphalt overlay. As is our policy, we expect to acknowledge the total cost of this major road improvement project during next year, after the project is officially closed out by the Illinois Department of Transportation. Preliminary estimates, suggest a total direct construction cost of \$915,000; we funded our preliminary cost share, \$259,000, in February, 2022 with \$76,000 coming from our Federal Aid Matching Fund and \$183,000 of REBUILD Illinois funds from our Motor Fuel Tax Fund.

A structurally deficient bridge was removed in Petersburg on West Douglas St utilizing Surface Transportation Program - Bridge, REBUILD Illinois, and Local funds with funding participation by the City of Petersburg as well. The bridge, over what was previously existing railroad right-of-way, was demolished and replaced by embankment with new roadway surface and sidewalks. The sight distance was also improved by lowering the vertical curve the existing bridge created on W. Douglas St.

Work was continued on preliminary engineering, design, and acquisition of right-of-way for the Federal Highway Safety Improvement along the two remaining tangent segments of the Athens Blacktop.

Construction on Segment D, which is from Tice Rd to A Kent Rd, is anticipated to begin in the summer of 2023. A Federal Highway Safety Improvement application for construction was completed and denied for construction of the final segment, Segment F. An application will be resubmitted in 2022.

Work was continued on preliminary engineering for the next segment of the Sangamon Valley Trail.

Work was continued on preliminary engineering for the White's Crossing Rd railroad grade crossing realignment.

FINANCIAL INFORMATION, MANAGEMENT AND CONTROL

The Board of Commissioners, by Illinois State Statute, adopts an annual appropriation budget for the County on or around the last day of November. Appropriations represent the maximum expenditures authorized during the fiscal year and they cannot legally be exceeded unless amended by the County Board. Unexpected amounts lapse at fiscal year-end.

Maintaining the General Fund's fund balance has been a challenge since 2014. Our budgeting objectives always include retaining and restoring the General Fund's fund balance to eliminate the need for short-term borrowing, and to ensure obligations can be timely met and an adequate cushion against unexpected decreases in revenues exists. The General Fund's unassigned fund balance is approximately 46% of annual expenditures.

The County continues to face future funding demands for several areas of government: (1) the increased cost of providing optional health insurance for employees, (2) the rising cost of property, casualty and liability insurance, (3) the constant maintenance and repair required to preserve the County's ageing buildings, (4) the replacement costs for roads and bridges, (6) the uncontrollable costs of unfunded mandates by our legislature and (5) the pressure and demands from the taxpayers for higher levels of service.

The County Treasurer pools and invests all funds of the County within Investment Policy guidelines established November 1999 (revised April 29, 2014) and according to federal, state and other legal requirements, most particularly the Illinois Compiles Statutes 30 ILCS 235/2. Cash is invested in insured and collateralized interest-bearing demand deposits and money market accounts, certificates of deposit and the Illinois Fund Money Market investment pool that is administered by the Illinois State Treasurer. Money market rates significantly decreased during 2021. Total interest income decreased 39% during the year, \$61,000 from \$100,000 in 2020.

ACKNOWLEDGEMENTS

As County Treasurer my responsibilities include assisting Menard County's management in safeguarding its assets, preparing and presenting reliable financial reports, maintaining effective and efficient operations and compliance with applicable laws and regulations. This report is the result of professionalism and cooperation with the County and was made possible from efforts of all elected officials and department heads and their staff.

A special acknowledgment goes to my staff. Chief Deputy Rosanne Snyder and parttime Deputy Amy Ruppel (she was replaced by Kyra Leinberger on January 1,2022). Effects of COVID carried over in 2021 making for an even more interesting year. Receiving 1.1 million dollars from the federal government and all their guidelines has put a strain on many as to how to use the money. A special thanks to the County Board of Commissioners for all their hard work and understanding of this past year.

Respectfully submitted,



Pam Bauser

Menard County Treasurer

MJF
Michael J. Feriozzi, CPA

INDEPENDENT AUDITOR'S REPORT

To the Chairman and other County Commissioners
Menard County, Illinois

Report on the Financial Statements

I have audited the accompanying financial statements of the *governmental activities*, the *business-type activities*, the discretely presented component unit, each major fund, and the aggregate remaining fund information of Menard County, Illinois as of and for the year ended November 30, 2021, which collectively comprise the County's basic financial statements as listed in the table of contents.

Management's Responsibility for the Financial Statements

Management is responsible for the preparation and fair presentation of these financial statements in accordance with accounting principles generally accepted in the United States of America; this includes the design, implementation, and maintenance of internal control relevant to the preparation and fair presentation of financial statements that are free from material misstatement, whether due to fraud or error.

Auditor's Responsibility

My responsibility is to express opinions on these financial statements based on my audit. I conducted my audit in accordance with auditing standards generally accepted in the United States of America and the standards applicable to financial audits contained in *Government Auditing Standards*, issued by the Comptroller General of the United States. Those standards require that I plan and perform the audit to obtain reasonable assurance about whether the financial statements are free of material misstatement.

An audit involves performing procedures to obtain audit evidence about the amounts and disclosures in the financial statements. The procedures selected depend on the auditor's judgment, including the assessment of the risks of material misstatement of the financial statements, whether due to fraud or error. In making those risk assessments, the auditor considers internal control relevant to the entity's preparation and fair presentation of the financial statements in order to design audit procedures that are appropriate in the circumstances, but not for the purpose of expressing an opinion on the effectiveness of the entity's internal control. Accordingly, I express no such opinion. An audit also includes evaluating the appropriateness of accounting policies used and the reasonableness of significant accounting estimates made by management, as well as evaluating the overall presentation of the financial statements.

I believe that the audit evidence I obtained is sufficient and appropriate to provide a basis for my unqualified audit opinions and my qualified opinion.

Basis for Qualified Opinion

I was not able to obtain sufficient appropriate audit evidence regarding management's determination and recognition of *grant and stimulus income* for Menard County, Illinois' *business-type activities* for the year ended November 30, 2021, including the related *deferred income amount* at that date.

Opinions

In my opinion, except for the possible effect of the matter described in the *Basis for Qualified Opinion* section of my report, the financial statements referred to above present fairly, in all material respects, the respective financial position of the *governmental activities*, the *business-type activities*, the discretely presented component unit, each major fund, and the aggregate remaining fund information of Menard County, Illinois as of November 30, 2021, and the respective changes in financial position and cash flows, where applicable, thereof for the year then ended in conformity with accounting principles generally accepted in the United States of America.

Emphasis of matters

The County has not yet adopted Governmental Accounting Standards Board (GASB) Statement No. 75. *Accounting and Financial Reporting for Postemployment Benefits, Other Than Pensions*. This matter is discussed more fully in Note 13 to the basic financial statements. My opinion is not modified with respect to this matter. Also, my previously expressed unqualified opinion on the County's 2019 financial statements dated June 13, 2020, remained unchanged.

As discussed in Note 8 to the financial statements, the commissioners have utilized two fund components to account for the economic activities of the Sunny Acres Nursing Home Fund, the major *enterprise fund* of the County's *business-type activities*; they are the '*operations component*' and, the '*capital reserve component*'. The primary funding source for the '*capital reserve component*' is and, has been a separate revenue stream that evolved out of the Medicaid reimbursement methodology used by the State of Illinois Department of Healthcare and Family Services for county owned nursing homes. As discussed in Note 18 to the financial statements, it seems that the State of Illinois Department of Healthcare and Family Services has unilaterally changed the Medicaid reimbursement methodology for Sunny Acres Nursing Home. My opinion is not modified with respect to this matter.

Other matters

Required Supplementary Information

Accounting principles generally accepted in the United States of America require that the *management's discussion and analysis* on pages I through XVII, and the *budgetary comparison information, schedules of employer contributions, and schedules of funding progress* on pages 42 through 61, including the related notes on pages i thru ii; be presented to supplement the basic financial statements. Such information, although not part of the basic financial statements is required by the Governmental Accounting Standards Board who considers it to be a significant part

because the limited procedures do not provide me with sufficient evidence to express an opinion or provide any assurance.

Also, *Required Supplementary Information* includes certain pension data and information from the December 31, 2021 measurement date that will be used for pension reporting in the 2022 financial statements. Again, I do not express an opinion or other any form of assurance on that information because the limited procedures do not provide me with sufficient evidence to express an opinion or provide any assurance.

Other Information

My audit was conducted for the purpose of forming opinions on the financial statements that collectively comprise Menard County's *basic financial statements*. The *transmittal letter from the Menard County Treasurer*, and supplementary information sections *are* presented for purposes of additional analysis and are not required parts of the *basic financial statements*.

The *transmittal letter from the Menard County Treasurer* has not been subjected to the auditing procedures applied in the audit of the *basic financial statements* and, accordingly, I do not express an opinion or provide any assurance on it.

The supplementary information is the responsibility of management and includes the *combining nonmajor funds* and the *fiduciary funds' financial statements*. The supplementary information was derived from and relates directly to the underlying accounting and other records used to prepare the basic financial statements. Such information has been subjected to the auditing procedures applied in the audit of the *basic financial statements* and certain additional procedures, including comparing and reconciling such information directly to the underlying accounting and other records used to prepare the basic financial statements or to the basic financial statements themselves, and other additional procedures in accordance with auditing standards generally accepted in the United States of America. In my opinion, the supplementary information is fairly stated in all material respects in relation to the basic financial statements taken as a whole.

Other reporting required by Government Auditing Standards

In accordance with *Government Auditing Standards*, I have also issued my report dated August 31, 2022 on my consideration of Menard County, Illinois' internal control over financial reporting and my tests of compliance with certain provisions of laws, regulations, contracts, grant agreements and other matters. The purpose of that report is to describe the scope of my testing of internal control over financial reporting and compliance and the results of that testing and not to provide an opinion on the internal control over financial reporting or on compliance. That report is an integral part of an audit performed in accordance with *Government Auditing Standards* in considering Menard County, Illinois' internal control over financial reporting and compliance.

Michael J. Feriozzi

Springfield, Illinois
August 31, 2022

MJF
Michael J. Feriozzi, CPA

**REPORT ON INTERNAL CONTROL OVER FINANCIAL REPORTING AND ON
COMPLIANCE AND OTHER MATTERS BASED ON AN AUDIT OF FINANCIAL
STATEMENTS PERFORMED IN ACCORDANCE WITH *GOVERNMENT AUDITING
STANDARDS***

To the Chairman and other County Commissioners
Menard County, Illinois

I have audited, in accordance with auditing standards generally accepted in the United States of America and the standards applicable to financial audits contained in *Government Auditing Standards* issued by the Comptroller General of the United States, the financial statements of the *governmental activities*, the *business-type activities*, the discretely presented component unit, each major fund, and the aggregate remaining fund information of Menard County, Illinois as of and for the year ended November 30, 2021, which collectively comprise the County's *basic financial statements*, and have issued my report thereon dated August 31, 2022.

Internal Control over Financial Reporting

In planning and performing my audit, I considered Menard County, Illinois' internal control over financial reporting (internal control) to determine the auditing procedures that are appropriate in the circumstances for the purpose of expressing my opinions on the financial statements, but not for the purpose of expressing an opinion on the effectiveness of the County's internal control. Accordingly, I do not express an opinion on the effectiveness of Menard County Illinois' internal control.

A deficiency in internal control exists when the design or operation of a control does not allow management or employees in the normal course of performing their assigned functions, to prevent, or detect and correct misstatements on a timely basis. *A material weakness* is a deficiency or combination of deficiencies in internal control, such that there is a reasonable possibility that a material misstatement of the entity's financial statements will not be prevented or detected and corrected on a timely basis. *A significant deficiency* is a *deficiency* or *combination of deficiencies in internal control* that is less severe than a *material weakness*, yet important enough to merit attention by those charged with governance.

My consideration of the internal control over financial reporting was for the limited purpose described in the preceding paragraph and would not necessarily disclose deficiencies in internal control over financial reporting that might be material weaknesses or significant deficiencies. Given these limitations, during my audit I did not identify any deficiencies in internal control over financial reporting that I consider to be material weaknesses. However, I did identify a deficiency in internal control over financial reporting that I consider to be a *significant deficiency* as described in the accompanying *schedule of findings and responses* at 2021-001.

Compliance and Other Matters

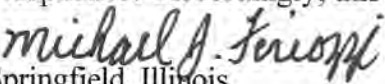
As part of obtaining reasonable assurance about whether Menard County Illinois' financial statements are free of material misstatement, I performed tests of its compliance with certain provisions of laws, regulations, contracts and grant agreement's, noncompliance with which could have a direct and material effect on the determination of financial statement amounts. However, providing an opinion on compliance with those provisions was not an objective of my audit and, accordingly, I do not express such an opinion. I did identify a deficiency in internal control over compliance that I consider to be a material weakness as described in the accompanying *schedule of findings and responses* at 2021-002.

Menard County, Illinois Response to Findings

Menard County, Illinois' response to the findings identified in my report as described in the accompanying *schedule of findings and responses* was not subjected to the auditing procedures applied in the audit of the basic financial statements, and, accordingly, I express no opinion on it.

Purpose of this Report

This purpose of this report is solely to describe the scope of my testing of internal control and compliance and the results of that testing, and not to provide an opinion on the effectiveness of the entity's internal control or on compliance. This report is an integral part of an audit performed in accordance with *Government Auditing Standards* in considering the entity's internal control and compliance. Accordingly, this communication is not suitable for any other purpose.


Springfield, Illinois
August 31, 2022

MENARD COUNTY, ILLINOIS
SCHEDULE OF FINDINGS AND MANAGEMENT'S VIEWS AND PLANNED
CORRECTIVE ACTIONS
FOR THE YEAR ENDED NOVEMBER 30, 2021

2021-001 Internal Controls over Preparation of Schedule of Expenditures of Federal Awards (SEFA)

Condition: Prior to November 30, 2021, the last time that the County was required to have a single audit was for the year ended November 30, 2011. Since then, each year, management has relied on a tabulation of Federal expenditures derived from the annual audited financial statements to determine whether or not the \$750,000 threshold had been exceeded. The County's independent auditor has always participated in the determination. Consequently, management has not established the practice of annually preparing a formal Schedule of Expenditures of Federal Awards. For the year ended November 30, 2021 management's long standing practice resulted in a determination that a single audit was required, primarily because of the expenditure of significant amounts of federal awards derived from certain State agencies and Federal agencies' response to the COVID-19 pandemic. Management is in the process of preparing a formal Schedule of Expenditures of Federal Awards with the assistance of the independent auditor after employing appropriate independence safeguards.

Criteria: Uniform Guidance section 200.510 Financial Statements requires that the auditee prepare a SEFA which includes the total federal awards expended determined in accordance with section 200.502, Basis for Determining Federal Awards. The SEFA must be based on and derived from the grant information obtained from the financial reporting records and other information provided by each County department, including the managing contractor firms for the Health Department and the county owned nursing home, Sunny Acres Nursing Home .

Cause: The County's grant activities and related processes are decentralized. Each department is responsible for grant performance, and the related administration, reporting and, monitoring. This holds true for the two managing contractor firms. The absence of a centralized information gathering process for grant expenditure information negatively impacts the County's ability to prepare a timely accurate, and complete Schedule of Expenditures of Federal Awards without assistance from the County's independent auditor and others.

Recommendation: Presently, each County Department, and managing contractor firm is responsible for overseeing, and administration of their respective grant contracts. As such, I recommend that procedures be developed and implemented to assure the centralized accumulation of information to allow for the timely preparation of a complete and accurate formal Schedule of Expenditures of Federal Awards each and every fiscal year end.

Views of Management and Planned Corrective Action:

The Menard County Board of Commissioners adopted Grant Management Policies on June 28, 2022. Within those policies, a Grant Approval Form has been created to be completed by each elected official/department head when a grant has been received within their department. Additionally, Grant Management Policies were also adopted at that same meeting which outline the flow of the grant funds as it moves through the county from the initial award to the close out of the grant.

MENARD COUNTY, ILLINOIS

**SCHEDULE OF FINDINGS AND MANAGEMENT'S VIEWS AND PLANNED CORRECTIVE
ACTIONS-CONTINUED**

FOR THE YEAR ENDED NOVEMBER 30, 2021

2021-002 Internal Controls over Compliance

Condition:

The County utilizes a contractor entity to manage its health department, and another contractor entity to manage its county owned nursing home, Sunny Acres Nursing Home. As such the expenditure of significant amounts of federal awards derived from certain State agencies and Federal agencies' response to the COVID-19 pandemic mentioned at 2021-001 was concentrated in these two County activities. Given the nature of the County's arrangement with the two contractor firms, the County has effectively outsourced the respective grant compliance requirements to the two contractor entities. It appears, that for the year ended November 30, 2021, the two contractor firms will be responsible for the compliance requirements for all of the County's major federal programs.

Criteria: The Uniform Guidance provides that when contractors are responsible for program compliance and the procurement transactions relate to a major program, the scope of the single audit must include whether transactions initiated by the respective contractors follow federal statutes, regulations, and the terms and conditions of federal awards if such transactions are material to a major program of the auditee, the County. In such situations the auditor would normally evaluate the contractor's compliance by reviewing the auditee's records and the results of the auditee's procedures for ensuring compliance by the contractor.

Cause: The County has not established sufficient and adequate internal control policies and procedures to assure compliance by the two contractors.

Effect: Without timely, accurate and complete, reports regarding compliance by the two contractors, the County cannot be assured that material compliance has been attained.

Recommendation: Presently, communications, verbal and written, between the County and the two contractor firms occur throughout the year. I recommend that policies and procedures be developed that require the two contractors regularly report on the status of applicable compliance requirements and to periodically provide underlying documentary support for certain program costs, including methodologies for determining salaries and fringe costs charged to programs and the firm's internal controls for compliance. Such reports should be in writing; include relevant documents, and, at a minimum, be provided at least quarterly to the respective governing body. The acceptance of the reports should be acknowledged in the respective Board's meeting minutes.

In addition, each and all of the remaining departments should be required to regularly report on the status of applicable compliance requirements to the County governing body, the five County commissioners.

Views of Management and Planned Corrective Action:

The Menard County Board of Commissioners will adopt an amendment to their Grant Management Policies as follows: Contractors/Elected Officials/Department Heads will provide financial/programmatic/performance reports no less than quarterly. As part of the reporting, substantiating documentation will be included. Reports will be submitted as required by the awarding a grantor, i.e. monthly, quarterly or annually. Contractors from outside of county departments will attend county board meetings on a quarterly basis to provide in-person reporting. Acceptance of the reports submitted will be recorded within the regular board minutes.

MENARD COUNTY, ILLINOIS
Management's Discussion and Analysis (MD &A)
For the year ended November 30, 2021

The County of Menard, Illinois' (County) management's discussion and analysis provides an overview of the County's financial activities for the year ended November 30, 2021 and is designed to (a) assist the reader in focusing on significant financial issues, (b) identify changes in the County's financial position (its ability to address the next and subsequent years' challenges), (c) identify any material deviations from the financial plan (the approved budget), and (d) identify the individual fund issues or concerns.

This *discussion and analysis* is intended to serve as an introduction to the County's *basic financial statements* and is designed to focus on the current year's financial activities, resulting changes, and currently known facts. We encourage you to read it in conjunction with the transmittal letter at the front of this report and the County's audited *basic financial statements*, which follow this section.

FINANCIAL HIGHLIGHTS

- At November 30, 2021, the County's net position was \$31,346,000. Of this amount, \$14,254,000 is invested in capital assets, net of related debt; \$13,029,000 is restricted for special purposes and uses leaving \$2,394,000 available for the County's ongoing *governmental activities* and \$1,669,000 available for its ongoing *business-type activities*.
- The net position of our *governmental activities* increased \$2,379,000 or 11.39%; the net position of our *business-type activities* decreased \$60,000 or .7%. The combined increase was \$2,319,000. Excluding the change in net position for our three defined benefit IMRF pension plans, our *governmental activities*' net position increased \$1,458,000 and, our *business-type activities*' net position decreased \$407,000. The increase in net position for our *governmental activities* included a catch up collection in community benefit fees of \$603,000. The decrease in net position for our *business-type activities* was related to a substantial increase in contract nursing costs experienced by Sunny Acres Nursing Home.
- General tax revenues increased 9%, with property taxes increasing 2.7%. Motor fuel tax related revenues, which include the "Rebuild Illinois" program, decreased 14.3%. All other remaining general tax revenues continue to experience unusual and substantial increases.
- The net cost of the County's *governmental activities* decreased 67 % because of the \$606,000 onetime increase in delinquent community benefit fees derived from our agreement, along with several other central Illinois counties, with a cultivation center of recreational marijuana located in Lincoln, Illinois. We continue to work, when possible, at conserving our *roads and bridges* net assets for future construction costs funding.
- The *General Fund* experienced an increase in the fund balance of \$775,000 after the return of \$60,000 from our *business-type activities* and the onetime collection of delinquent community benefit fees, \$603,000. The annual transfer to the *Building Improvement Fund* remained unchanged at \$100,000. The community benefit fees to date, are included in the *General Fund*'s fund balance as *assigned* for future general purposes.
- Money market rates decreased again during 2021. The net result was a near 39% decrease in interest income from \$100,000 to \$61,000. Recent maneuverings by the Federal Reserve suggest a noticeable uptick in money market rates for 2022 and a long overdue bounce back in annual interest income.
- The pandemic experience has not seemed to significantly lessen inflows of sales tax and shared income tax revenues. Our residents continue to purchase locally even more so than pre-pandemic levels.
- Sunny Acres Nursing Home's management has indicated that the substantial increase in contract nursing costs is directly attributable to the Covid-19 pandemic experience.

USING THIS ANNUAL FINANCIAL REPORT

The *basic financial statements* focus on the County as a whole (*government-wide*) and on the *major individual funds*. Both of these perspectives (*government wide* and *major fund*) allow the financial statements users to address relevant questions, broaden a basis for comparison (year to year or government to government), and enhance the County's financial accountability.

Overview of the financial statements

This annual financial report consists of four parts – *management's discussion and analysis* (this section), the *basic financial statements*, *required supplementary information*, and an optional section that *provides combining statements* for *nonmajor governmental funds* and the *fiduciary funds*. The *basic financial statements* include two kinds of statements that present different views of the County.

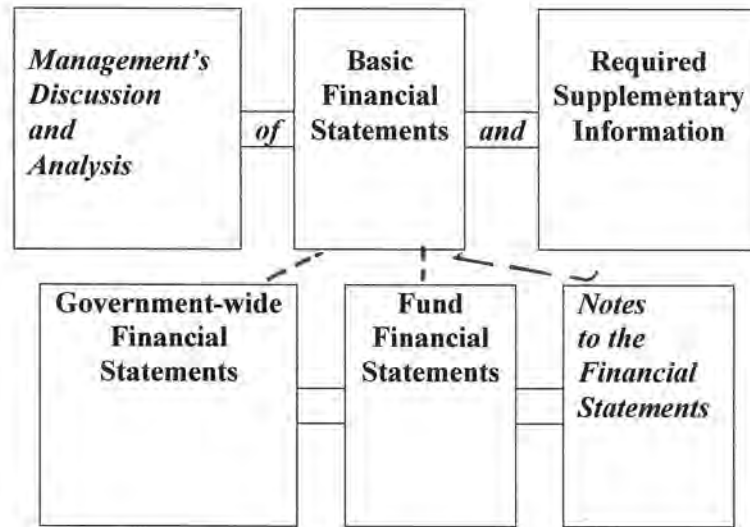
The first two statements are *government-wide financial statements* that provide both long-term and short-term information about the County's overall financial status.

The remaining statements are *fund financial statements* that focus on *individual parts* of the County government, reporting the County's operations in more *detail* than the *government-wide statements* -

- The *governmental funds* statements tell how general government services like public safety, and roads and bridges were financed in the short term as well what remains for future spending. Such funds include the *general fund*, and several other funds that are special revenue funds; funds that account for and report the proceeds of specific revenue sources that are restricted for use for specified sources other than debt service or capital projects. The County does not use or is required to use debt service or capital projects funds.
- *Proprietary funds* statements offer short-term and long-term financial information about the activities the government operates like *businesses (enterprise funds)*, such as *Sunny Acres Nursing Home* and *Countryside Estates of the County*.
- *Fiduciary funds* statements provide information about the financial relationships – like the *Menard County Collector*, and the *Township Bridge* and *Township Motor Fuel Tax* arrangements with the County's road districts – in which the County acts solely as a trustee or agent for the benefit of others, to whom the resources in question belong.

The financial statements also include *notes* that explain some of the information in the financial statements and provide more detailed data. The *basic financial statements* are followed by a section of required supplementary information that further explains and supports the information in the financial statements. These required parts of our annual financial report are arranged and relate to each other as follows –

Menard County, Illinois
Management Discussion and Analysis – continued



In addition to these required elements, we have included a section with combining statements that provide details about our *nonmajor governmental funds* and *fiduciary funds*.

The table that follows summarizes the major features of the County's financial statements, including the portion of the County government they cover and the types of information they contain. The remainder of this overview section of management's discussion and analysis explains the structure and contents of each of the statements.

*Menard County, Illinois
Management Discussion and Analysis – continued*

Major Features of Menard County’s Government-wide and Fund Financial Statements

	Government-wide Statements	Fund statements		
		Government Funds	Proprietary Funds	Fiduciary Funds
Scope	Entire County government (except fiduciary funds) and discretely presented component units	The activities of the County that are not proprietary or fiduciary	Activities the County operates similar to private businesses,	Instances in which the County is a trustee or agent
Required financial statements	Statement of net position Statement of activities	Balance sheet Statement of revenues expenditures, and changes in fund balances	Statement of net assets, Statement of revenues, expenses and changes in net assets, Statement of of cash flows	Statement of fiduciary net position, Statement of changes in fiduciary net position
Accounting basis and measurement focus	Accrual accounting and economic resources focus	Modified accrual accounting and current financial resources focus	Accrual accounting and economic resources focus	Accrual accounting and economic resources focus
Type of asset/liability data	All assets and liabilities, financial and capital, and short-term and long-term	Only assets expected to be used up and liabilities that come due during the year or soon thereafter; no capital assets included	All assets and liabilities financial and capital, and short-term, and long-term	All assets and liabilities financial and capital, and short-term, and long-term
Type of inflow and outflow data	All revenues and expenses during the year, regardless of when cash is received or paid	Revenues for which cash is received during the year or or soon after the end of the year; expenditures when goods or services have been received and payment is due during the year or soon thereafter	All revenues and expenses during the year, regardless of when cash is received or paid	All revenues and expenses during the year, regardless of when cash is received or paid

Government-wide financial statements

The *government-wide financial statements* report information about the County as a whole using accounting methods similar to those used by private-sector businesses. The government-wide financial statements include two statements, the *Statement of Net Position*, and the *Statement of Activities*. Fiduciary activities, whose resources are not available to finance County programs, are excluded from these statements. The *Statement of Net Position* presents information on all of the County’s assets and liabilities with the difference between the two reported as *net position*. Over time, increases or decreases in *net position* may serve as a useful indicator of whether the financial position of the County is improving or deteriorating. The County’s financial position increased during 2021; \$2,379,000 for its *governmental activities* with a \$60,000 decrease for its *business-type activities*. These changes, excluding the change in net position for our defined benefit pension plans, were a \$1,458,000 increase for *governmental activities* and, a \$407,000 decrease for *business-type activities*.

Menard County, Illinois.
Management Discussion and Analysis – continued

The *Statement of Activities* presents information showing how the government's net position changed during the most recent fiscal year. It presents the revenues and expenses of the County with the difference between the two reported as the change in *net position* for the year.

Both of these *government-wide financial statements* distinguish the various functions of Menard County that are principally supported by taxes and intergovernmental revenues (*governmental activities*) from other functions that are intended to recover all or a significant portion of their costs through user fees and charges (*business-type activities*).

The *governmental activities* of Menard County include general government, public safety, roads and bridges, public health, judiciary and court, county development, liability, and insurance, pensions and fica, public welfare, and interest on long-term debt.

The *business-type activities* include Sunny Acres Nursing Home and Countryside Estates of the County.

The *government-wide financial statements* also include legally separate component units, the *Menard County Health Department*, for which the County is financially accountable, and the *Menard County 911 System*. The account balances and transactions of the *Menard County Health Department* have been blended into the County's financial statements. "Blending" is a process by which the account balances and transactions of the component unit are reported in a manner similar to the account balances and transactions of the primary government entity. The account balances and transactions of the *Menard County 911 System* are discretely presented in the financial statements. A "discrete presentation" displays the component unit's financial information in a separate column(s) apart from the primary government.

Fund financial statements

A fund is a grouping of related accounts that is used to maintain control over resources that have been segregated for specific activities or objectives. The County like other state and local governments uses fund accounting to ensure and demonstrate compliance with finance-related legal requirements. All of the funds of the County are categorized into three distinct fund types, *governmental funds*, *proprietary funds*, and *fiduciary funds*.

Governmental funds are used to account for essentially the same functions reported as governmental activities in the *government-wide* financial statements. However, unlike the *government-wide* statements, *governmental funds'* financial statements only report on how general government services were financed during the year as well what financial resources remain for future spending.

Because the focus of *governmental funds'* financial statements is narrower than that of the *government-wide* financial statements, it is useful to compare the information presented for *governmental funds* with similar information presented for *governmental activities* in the *government-wide* financial statements. By doing so, financial statement users may better understand the long-term impact of the County's near-term financing decisions. Both the *governmental funds' balance sheet* and the *governmental fund's statement of revenues, expenditures, and changes in fund balances* provide a *reconciliation* to facilitate this comparison between *governmental funds* and *governmental activities*.

The County maintains individual *governmental funds*. Information is reported separately in the *governmental funds' balance sheet* and in the *governmental funds' statement of revenues, expenditures, and changes in fund balances* for the ***General Fund, Liability and Insurance Fund, Menard County ARPA Fund, Emergency Medical Services Fund, Retirement and FICA Fund, County Highway Fund, and County Motor Fuel Tax Fund***, all of which are considered to be major funds. Data from the other *governmental funds* are combined into a single, aggregated presentation. Individual fund data for each of these *nonmajor governmental funds* is provided elsewhere in this report.

Menard County, Illinois
Management Discussion and Analysis – continued

The County's Board of Commissioners adopts an annual appropriations budget for its governmental funds. Budgetary comparison schedules have been provided for the *General Fund* and the other *major funds* to demonstrate budgetary compliance for these funds.

Proprietary funds

The County maintains one type of *proprietary funds, enterprise funds*, for the activities the County operates like businesses. The County uses *enterprise funds* to account for the financial activities of Sunny Acres Nursing Home and Countryside Estates of the County.

Proprietary funds' financial statements provide the same type of information as the *government-wide* financial statements, only in more detail. The *proprietary funds'* financial statements provide separate information for *Sunny Acres Nursing Home* and *Countryside Estates of the County*.

Fiduciary Funds

Fiduciary funds are used to account for resources held for the benefit of parties outside the government. *Fiduciary funds* are not reflected in the *government-wide financial statements* because the resources of those funds are not available to support the County's own programs. The accounting used for *fiduciary funds* is much like that used for *proprietary funds*.

Notes to the financial statements

The *notes* provide additional information that is essential to a full understanding of the data provided in the *government-wide* and *fund* financial statements. The notes also include information that is essential to a full understanding of the *required supplementary information*.

Other information

In addition to the basic financial statements and the accompanying notes, this report also presents certain *required supplementary information* concerning the County's *schedules of budgetary comparisons*, schedules of net pension liability for its three IMRF pension plans, and *progress in funding its obligations to provide pension benefits to its employees and employer contributions*.

Combining fund statements are also a part of this report.

Menard County, Illinois
Management Discussion and Analysis – continued

GOVERNMENT-WIDE FINANCIAL ANALYSIS

The table that follows presents a comparison of the County’s condensed *Statement of Financial Position* as of November 30, 2020, and 2021.

(to the nearest thousand dollars)

	Governmental		Business-type		Total	
	Activities		Activities		Total	
	2020	2021	2020	2021	2020	2021
Current assets	\$ 10,469,000	13,548,000	\$ 7,074,000	6,279,000	\$ 17,543,000	19,827,000
Capital assets, net	12,442,000	12,011,000	2,200,000	2,243,000	14,642,000	14,254,000
Pension asset, net	-	1,569,000	626,000	1,427,000	626,000	2,996,000
Total assets	22,911,000	27,128,000	9,900,000	9,949,000	32,811,000	37,077,000
Deferred outflows of resources	2,305,000	1,985,000	1,023,000	774,000	3,328,000	2,759,000
Current liabilities	882,000	2,071,000	1,390,000	1,043,000	2,272,000	3,114,000
Long-term debt						
Postemployment benefits	200,000	200,000	100,000	100,000	300,000	300,000
Pension liability, net	137,000	-	-	-	137,000	-
Total liabilities	1,219,000	2,271,000	1,490,000	1,143,000	2,709,000	3,414,000
Deferred inflows of resources	3,117,000	3,583,000	1,287,000	1,493,000	4,404,000	5,076,000
Net position -						
Invested in capital assets, net of related debt	12,442,000	12,011,000	2,200,000	2,243,000	14,642,000	14,254,000
Restricted	6,819,000	8,854,000	3,777,000	4,174,000	10,596,000	13,028,000
Unrestricted	1,619,000	2,394,000	2,169,000	1,669,000	3,788,000	4,063,000
Total net position	\$ 20,880,000	23,259,000	\$ 8,146,000	8,086,000	\$ 29,026,000	31,345,000

The largest portion of the County’s net position is reflected in its *investment in capital assets* (land, buildings, equipment, and infrastructure); less any related outstanding debt used to acquire those assets. The County uses these capital assets to provide services to citizens and others; therefore, these assets are not available for future spending. Although the County’s investment in its capital assets is reported net of outstanding debt used to acquire the assets it should be noted that the resources needed to repay this debt must be provided from other sources, since the capital assets themselves cannot be used to liquidate these liabilities.

Restricted net position represents a variety of programs, projects, services, and funds that are subject to external and internal restrictions on how they may be used. Both the County’s *governmental activities* and its *business-type activities* have restricted net position. This means that these net assets are not available for funding the general operations of the related activity.

The remaining portion of the County’s *net position, unrestricted net position* is available for funding general operations related to the County’s *governmental* and *business-type activities*. *The trend in the amount of the County’s unrestricted net position is a leading indicator of the County’s continued ability to fund its obligations to citizens, creditors, and others. Unrestricted net position increased \$465,000,000 during the year. Unrestricted net position for governmental activities increased \$775,000 or 48%. Business-type activities’ unrestricted net position decreased \$309,000 or 16%.* The table that follows presents a comparison of the County’s condensed *statement of activities* for the years ended November 30, 2020, and 2021 and indicates how the *net position* changed each year.

Menard County, Illinois
Management Discussion and Analysis – continued

(in thousands of dollars)

	Governmental		Business-type		Total	
	Activities		Activities			
	2020	2021	2020	2021	2020	2021
Program revenues						
Charges for services	\$ 2,105	3,122	\$ 7,151	6,901	\$ 9,256	10,023
Grants and contributions	1,055	1,048	647	370	1,702	1,418
General revenues						
Property taxes	3,225	3,311	-	-	3,225	3,311
Other taxes	2,676	3,120	-	-	2,676	3,120
Interest	56	38	44	24	100	62
Total revenues	9,117	10,639	7,842	7,295	16,959	17,934
Expenses						
General government	1,465	1,394	-	-	1,465	1,394
Public safety	2,885	3,156	-	-	2,885	3,156
Roads and bridges	1,775	2,361	-	-	1,775	2,361
Public health	268	650	-	-	268	650
Judiciary and court	789	788	-	-	789	788
County development	69	81	-	-	69	81
Risk management	229	212	-	-	229	212
Pensions and other benefits, net	889	(436)	-	-	889	(436)
Public welfare	135	114	-	-	135	114
Interest on long-term debt	-	-	-	-	-	-
Sunny Acres Nursing Home	-	-	6,615	6,939	6,615	6,939
Countryside Estates	-	-	322	356	322	356
Total expenses	8,504	8,320	6,937	7,295	15,441	15,615
Excess (deficiency)	613	2,319	905	-	1,518	2,319
Transfers	60	60	(60)	(60)	-	-
Increase (decrease) in net position	673	2,379	845	(60)	1,518	2,319
Beginning net position	20,207	20,880	7,301	8,146	27,508	29,026
Ending net position	20,880	23,259	8,146	8,086	29,026	31,345

Menard County, Illinois
Management Discussion and Analysis – continued

Governmental Activities

Program revenues for 2021 were \$4,170,000, an increase of \$1,010,000 from 2020. These revenues, consisting of *charges for services* and *grants and contributions*, are derived from the programs themselves and reduce the cost of the respective functions to the County. The catchup in community benefit fees from Cresco Labs, \$607,000, accounted for most of the increase.

General Tax Revenues

General tax revenues consist of property taxes, state income taxes shared by the state of Illinois, motor fuel taxes allocated by the state of Illinois including *Rebuild Illinois* revenues, local sales taxes collected by the state of Illinois and distributed to the County, and certain other taxes. Property taxes comprised 51%, versus 60% in 2020, of the general tax revenues and are levied by the County within the constraints of the State of Illinois *property tax limitation law* to assist in funding the costs of the *general government, public safety, roads and bridges, pensions, and risk management* programs. The County has specific property tax levies for costs associated with these program costs. The motor fuel taxes and *Rebuild Illinois* allotments received by the County are restricted for the *roads and bridges* program. The public safety sales taxes are restricted for *emergency medical services (public safety)*.

The following tables display the changes in the County’s *general tax revenues* for 2020 and 2021, and the related changes in *property taxes*.

General Tax Revenues (to the nearest thousand dollars)

		2020	2021	Increase	
					%
Property taxes	\$	3,225,000	3,311,000	86,000	2.7
State income taxes	*	753,000	910,000	157,000	20.8
Motor fuel taxes and Rebuild Illinois	**	781,000	669,000	(112,000)	(14.3)
Public Safety Sales Tax	*	456,000	649,000	193,000	42.3
Sales taxes	*	609,000	763,000	154,000	25.3
Other taxes	*	77,000	129,000	52,000	67.5
Total	\$	5,901,000	6,431,000	530,000	8.9%

* The extraordinary increases are believed to be related to the “bounce back” from the lifting of Covid restrictions and the County’s population continuing to purchase products locally.

** The decrease was primarily attributable to changes in the “Rebuild Illinois” program funding flows.

*Menard County, Illinois
Management Discussion and Analysis – continued*

Property Taxes by Governmental Activities' Programs (to the nearest 100 dollars)

	2020	2021	Change
<i>General government</i>	\$ 1,010,000	1,031,400	21,400
<i>Public safety (EMS)</i>	354,600	362,200	7,600
<i>Roads and bridges</i>	757,800	784,100	26,300
<i>Public health</i>	9,700	10,300	600
<i>County development</i>	70,400	72,500	2,100
<i>Risk management</i>	330,400	342,500	12,100
<i>Pensions and fica</i>	644,600	658,800	14,200
<i>Public welfare</i>	47,500	49,100	1,600
<i>Total</i>	\$ 3,225,000	3,310,900	85,900

The table that follows presents a comparison of the *costs* of the County's governmental activities as well as each activity's *net cost* (costs less charges for services, operating grants and contributions, and capital grants contributions). The *net cost* indicates the financial burden placed on the County's taxpayers by each activity.

Cost and Net Cost Comparison of Governmental Activities

(in thousands of dollars)

	<i>Total cost</i>		<i>Net cost</i>	
	<i>of activities</i>		<i>of activities</i>	
	2020	2021	2020	2021
<i>General government</i>	\$ 1,465	1,394	\$ 909	303
<i>Public Safety</i>	2,885	3,156	1,608	2,238
<i>Roads and bridges</i>	1,775	2,361	1,320	1,460
<i>Public health</i>	268	650	37	37
<i>Judiciary and court</i>	789	788	293	277
<i>County development</i>	69	81	2	2
<i>Risk management</i>	229	212	229	212
<i>Pensions and fica, net</i>	889	(436)	889	(436)
<i>Public welfare</i>	135	114	56	56
<i>Interest on long-term debt</i>	-	-	-	-
<i>Total</i>	\$ 8,504	8,320	\$ 5,343	4,149

General government costs are incurred for the operation of certain offices and departments located in the County courthouse and are associated with the financial, administrative, property assessing, property tax extending and collection, document recording, election, and other general functions. *Public safety* costs are those associated with the County Sheriff's Department and operation of the County jail complex. Also included are the costs associated with services provided by the County for emergency medical services including that department's insurance costs and retirement costs, and the costs of providing animal control services. The County commenced providing emergency medical services in October 2005.

Roads and Bridges are the costs of operating the County's Highway Department. The County utilizes several funds to account for the Highway Department's activities. We expect to experience/acknowledge a significant capital contribution in 2023 for the completion of a portion of the capital improvements to the Athens blacktop during 2022.

Menard County, Illinois
Management Discussion and Analysis – continued

Public Health costs are the costs of operating the Menard County Health Department’s programs including its administration of the tuberculosis program.

Judiciary and Court costs are those associated with operating the *Circuit Clerk’s Office, the State’s Attorney Office, the Probation Department, and the County’s courts.*

County Development costs consist of certain costs pertaining to cooperative extension education, development of a countywide geographic information system, and certain economic development costs.

Risk management costs represent the County’s participation in the *Illinois Counties Risk Management Trust* for protection commonly associated with property, casualty, and workmen compensation protection as it pertains to the County’s governmental activities. Also included are certain unemployment compensation costs.

Pensions costs consist of the County’s required contribution to the *Illinois Municipal Retirement Fund* and *FICA* costs for employees involved with the County’s *governmental activities’* programs as well as the change in the net position of our three defined benefit *IMRF* pension plans and estimated postemployment benefit costs.

Public Welfare costs relate to providing general assistance and emergency relief, and senior transport van services to the County’s citizens.

Interest on long-term debt, if any, is the annual interest costs, if any, associated with the County’s general obligation debt obligations.

Business-type Activities

Business-type activities increased the County’s net assets \$60,000 for the year ended November 30, 2021. These same activities produced a \$845,000 increase in net assets for 2020.

Sunny Acres Nursing Home and Countryside Estates of the County. The following chart provides a comparison of net revenues for 2020 and 2021.

(to the nearest thousand)

	2020	2021	Change
<i>Private pay</i>	\$ 2,493,300	\$ 2,069,300	\$ (424,000)
<i>Medicare</i>	1,549,000	2,338,500	789,500
<i>Medicaid</i>	3,216,300	2,661,400	(554,900)
<i>Medicaid Supplementary</i>	72,800	42,400	(30,400)
<i>Medicaid contribution</i>	(240,100)	(210,300)	29,800
<i>Total</i>	\$ 7,091,300	\$ 6,901,300	\$ (190,000)

Menard County, Illinois
Management Discussion and Analysis – continued

The following chart provides a comparison of Sunny Acres Nursing Home’s resident days for 2018, 2019, 2020, and 2021.

(resident days)

	2018	2019	2020	2021			
<i>Private pay</i>	10,873	9,414	10,414	8,383			
<i>Medicare and other</i>	2,411	2,891	1,987	3,753			
<i>Medicaid</i>	17,428	18,112	19,240	14,987			
<i>Total</i>	30,712	30,417	31,641	27,123			
<i>Annual capacity</i>	38,690	38,690	38,690	38,796			
<i>Percent occupied</i>	79.38%	78.62%	81.78%	69.91%			

The assets of the *Intergovernmental Transfer Fund* that were derived from administrative allowances earned for administering an alternate Medicaid reimbursement methodology for the State of Illinois Department of Healthcare and Family Services were transferred to the *Sunny Acres Nursing Home Fund* in late 2006 because the intergovernmental agreement was terminated by the Department on September 30, 2006. Administration of the alternate Medicaid reimbursement methodology became a required activity of Sunny Acres Nursing Home on November 1, 2006. The net assets transferred were segregated within the Sunny Acres Nursing Home Fund and have been reserved for capital purposes by the Menard County Board of Commissioners. The commissioners designated that future increases in the net assets of the Sunny Acres Nursing Home Fund derived from administering the alternate Medicaid reimbursement methodology will be reserved as a *capital reserve* equity component of the *Sunny Acres Nursing Home Fund* and designated for future capital needs. The alternate Medicaid reimbursement methodology process was discontinued on September 30, 2009. The commissioners have indicated that the portion of future Medicaid reimbursements that effectively represents the administrative allowances (Medicaid supplementary) earned and collected through the alternate reimbursement process will be designated as *capital reserve*. It has been this revenue stream, as collected, that we have retained and designated as *capital reserve* by the *Sunny Acres Nursing Home Fund*. Since 2007, \$1,100,000 of the approximately \$4.5 million collected has been used to fund certain Sunny Acres capital asset acquisitions and \$100,000 has been loaned to Sunny Acres’ operations for interim cash flow needs. The accumulation of the *capital reserve* funds has, at times, allowed for a temporary funding source when significant delays occur in the collection process for Medicare and Medicaid reimbursements.

Countryside Estates of the County, the County’s independent living facility, operated profitably for 2020 and at a loss for 2021.

The following table provides a summary comparison of the County’s *business-type activities* results for 2020 and 2021.

Business-type activities results

(in thousands of dollars)

		Sunny Acres Nursing Home Fund							
		Operations Component		Capital Reserve Component		Countryside Estates of the County Fund		Total	
		2020	2021	2020	2021	2020	2021	2020	2021
Net revenue	\$	6,800	6,563	\$ -	-	\$ 351	338	\$ 7,151	6,901
Contributions		-	15	-	-	-	-	-	15
Interest income		14	11	27	10	3	3	44	24
Grant Income and stimulus		647	355	-	-	-	-	647	355
Expenses		6,615	6,938	-	1	322	356	6,937	7,295
Transfers, net		(129)	(112)	73	42	(4)	10	(60)	(60)
Change in net position	\$	717	(106)	\$ 100	51	\$ 28	(5)	\$ 845	(60)

Component Units

The *Menard County 911 System's* net position increased from \$552,000 to \$568,000 during the year. Net position was \$795,000 in 2010. The net position is meant to be accumulated for financing future capital asset and infrastructures needs. 911 services for the County began 2007. A recent Illinois Attorney General's opinion suggests that the sponsoring units of local government for 911 systems are fiscally responsible for such systems.

Financial Analysis of the County's Funds

We noted earlier that the County uses fund accounting to ensure and demonstrate compliance with finance-related legal requirements.

Governmental Funds

The focus of the County's *governmental funds* is to provide information on near-term inflows, outflows, and balances of spendable resources. This information is useful in assessing the County's financing requirements. *Unassigned fund balances* may serve as a leading indicator of a government's *net resources* available for spending at the end of the fiscal year.

At the end of the current fiscal year, the County's *governmental funds* reported combined ending fund balances of \$11,414,000. Of this amount, \$38,000 is in non-spendable form; \$841,000 is committed and assigned for future spending, primarily for public safety equipment; \$8,912,000 is restricted and assigned for future specific purposes such as roads and bridges, public safety, retirement costs, and insurance and liability costs. The remaining amount, \$1,623,000, the unassigned amount of fund balance of the County's *General Fund*, is available for funding future general operations and obligations.

Menard County, Illinois
Management Discussion and Analysis – continued

The **General Fund** is the County's principal operating fund and is used to account for general operations. The fund balance of the General Fund at November 30, 2021 was \$2,394,000 with \$38,000 in non-spendable form and \$733,000 assigned for future capital asset acquisitions and employee health insurance funding.

The **Liability and Insurance Fund** is used to account for the annual property tax for the payment of the costs associated with our *governmental activities*' property and casualty risk management activities including workman's compensation; and self-insured unemployment compensation costs. The fund balance of this fund increased \$131,000 to \$979,000 in 2021.

The **Menard County ARPA Fund** is and will be used to account for the receipt, use, and distribution of funds allocated to the County via the American Rescue Plan Act of 2021 (ARPA).

The **Emergency Medical Services Fund** is used to account for the revenues and the costs of providing emergency medical services in the County. It had a fund balance of \$1,327,000 at November 30, 2021. We have improved the financial viability of this vital County service with increased property tax funding within the confines of the State's property tax limitation laws, and effective cost management. The level of fund balance allows us to carry a significant amount of accounts receivable at certain times during the year, and effectively save for the eventual substantial replacement costs of our ambulance fleet and other equipment needs.

The **Retirement and FICA Fund** is used to account for the collection of the levies for the funding and payment of the County's contribution to the IMRF pension plans and the employer's portion of FICA and related costs. It had a combined fund balance of \$1,540,000 at November 30, 2021.

The **County Highway Fund** is the Highway Department's general operating fund. It had a fund balance of \$713,000 at November 30, 2021.

The **County Motor Fuel Tax Fund** had a fund balance of \$786,000 at November 30, 2021. The balance for this fund is restricted for future road and bridge project and maintenance spending in accordance with project budgets approved by the County Board of Commissioners and the Illinois Department of Transportation.

The remaining **nonmajor governmental funds** reported a combined fund balance of \$3,672,000 at November 30, 2021.

Proprietary Funds

The County's *proprietary fund financial statements* provide the same type of information found in the *government-wide financial statements*, but in more detail. Proprietary funds consist of both *enterprise* and *internal service funds*. Our enterprise funds are essentially our *business-type activities*.

The **enterprise funds' unrestricted net position** at November 30, 2021 was \$1,669,000 as compared to \$1,979,000 at November 30, 2020. Factors concerning the finances of these funds are discussed in the *business-type activities* section of this *discussion and analysis*.

Fiduciary Funds

There were no significant changes in the operations of the *fiduciary funds* during the year ended November 30, 2021.

Major funds' budgetary highlights

The **General Fund** budgeted for a **decrease** in the fund balance of \$549,000 for the year ended November 30, 2021. The actual fund balance **increase** for the year was \$775,000.

Menard County, Illinois
Management Discussion and Analysis – continued

There were no revisions (individual line changes) to the original budget during the year. Budgeted revenues did not change, and of course total budgeted expenditures and transfers out remained the same during the year.

Actual revenues were \$1,139,000 more than budgeted revenues. Actual expenditures were \$185,000 less than budgeted amounts. Actual net transfers out, were the same as what was budgeted.

The **Liability and Insurance Fund's** fund balance increased \$131,000. We budgeted for a \$90,000 increase.

The **Menard County ARPA Fund's** fund balance was \$2,335 at November 30, 2021 with \$1,174,465 funds deferred for future use and distribution. A budget was not adopted for this fund because of the late notification and receipt of the funding. The funds were not anticipated at the time the County budget was formulated and passed by the County Board.

The **Emergency Medical Services Fund's** fund balance increased \$237,000. We budgeted an increase of \$6,000.

The **Retirement and FICA Fund's** fund balance increased \$194,000. The budgeted increase was \$68,000.

The **Highway Fund's** fund balance increased \$79,000. A \$424,000 decrease was budgeted.

The **County Motor Fuel Tax Fund's** fund balance increased \$213,000. A \$31,000 decrease was budgeted.

The above funds are presented as **major** by definition and because of the interest and perspective of the County's residents.

The actual results for the County's **nonmajor governmental funds** were consistent with the County's Board of Commissioners and managements' expectations documented in the County's annual budget for the fiscal year ended November 30, 2021. A few **nonmajor funds'** actual expenditures nominally exceeded budgeted amounts. These funds and the excess amounts are listed in Note 2 to the basic financial statements.

A management budget is prepared each year for the two **enterprise funds** that comprise the County's **business-type activities**. The County Board of Commissioners' and management's expectations for **Sunny Acres Nursing Home** and **Countryside Estates of the County** results of operations are always greater than what is documented in the management budgets for those operations.

Capital Asset and Long-Term Debt

Capital Assets

At November 30, 2021, the County had invested \$14,253,000 in a broad range of capital assets including land, buildings and improvements, equipment vehicles, infrastructure (roads and bridges) and construction in progress.

The following table provides a comparison of the County's capital assets at November 30, 2020 and 2021. See Note 5 to the basic financial statements for more detailed information.

Menard County, Illinois
 Management Discussion and Analysis – continued

(net of depreciation in thousands of dollars)

	Governmental		Business-type		Total	
	Activities		Activities			
	2020	2021	2020	2021	2020	2021
<i>Land</i>	\$ 308	308	\$ -	-	\$ 308	308
<i>Construction in progress</i>	178	178	-	-	178	178
<i>Buildings and improvements</i>	1,180	1,127	1,979	2,049	3,159	3,176
<i>Equipment</i>	380	303	221	194	601	497
<i>Vehicles</i>	552	493	-	-	552	493
<i>Roads</i>	6,957	6,769	-	-	6,957	6,769
<i>Bridges</i>	2,887	2,832	-	-	2,887	2,832
Total	\$ 12,442	12,010	\$ 2,200	2,243	\$ 14,642	14,253

This year's major capital assets additions included-

- ✓ *Public Safety vehicles and equipment \$239,000*
- ✓ *Sunny Acres building improvements \$301,000*

The table that follows provides a comparison of depreciation expense by County programs for 2020 and 2021.

(to the nearest one hundred dollars)

	2020	2021	Change
Governmental activities			
<i>General government</i>	\$ 42,600	70,400	\$ 27,800
<i>Public safety</i>	268,700	294,500	25,800
<i>Roads and bridges</i>	340,900	343,800	2,900
<i>Public health</i>	600	600	-
<i>Judiciary and court</i>	22,800	20,000	(2,800)
<i>Public welfare</i>	19,300	18,000	(1,300)
Total governmental activities	694,900	747,300	52,400
Business-type activities			
<i>Sunny Acres Nursing Home</i>	182,300	196,600	14,300
<i>Countryside Estates of the County</i>	71,400	84,000	12,600
Total Business-type activities	253,700	280,600	26,900
Total government-wide	\$ 948,600	1,027,900	\$ 79,300

Long-Term Debt

Notes 7 and 11 to the basic financial statements provide more detailed information for our long-term debt activities and obligations.

Our discretely presented component unit's long term-debt obligations, \$12,400, at November 30, 2021 is discussed in Note 7 to the basic financial statements.

Employee Retirement Benefit Plans and Postemployment benefits

The County sponsors three defined benefit pension plans for County employees through the Illinois Municipal Retirement Fund (IMRF). IMRF is an agent multiple employer pension plan that acts as a common investment

Menard County, Illinois
Management Discussion and Analysis – continued

and administrative agent for local governments and school districts in Illinois. Detailed information and data for the County's pension plans are provided in the *notes* to the *basic financial statements* and in the *required supplementary information* section of this annual financial report. The *notes* also include a discussion of the deferred compensation plans the County sponsors for its employees.

We mentioned in the *Financial Highlights* section that the County implemented new accounting and financial reporting standards for pensions in 2015. This implementation has had a significant impact on our *government-wide* and *proprietary funds* financial statements. The net financial status of our pension plans has vacillated between a net asset and a net liability condition.

We have, over the years, always contributed the annual required contribution to the three IMRF pension plans. The County does not contribute to the deferred compensation plans.

During 2017 we acknowledged and recorded a potential liability for postemployment benefits related to making continued health benefits available to retiring employees. To date, only two retirees have availed themselves of this benefit. Current generally accepted accounting principles for local governments necessitate an actuarial type determination be performed to quantify, account, and report an annual provision for this benefit and the cumulative liability to date. We have not yet requisitioned the required actuarial determination; however, we have recorded good faith estimates of this potential liability for the postemployment benefit for our *governmental activities* and *business-type activities* with no change in these initial estimates acknowledged since 2019. This accounting and financial reporting issue is fully discussed in Note 13 to the *Basic Financial Statements*.

Restatement of Business-Type Activities' Beginning Net Position

Management reassessed the timing of expenditures of federal assistance between 2020 and 2021. The result was a \$191,460 increase in federal grant and stimulus income earned for 2020 and a corresponding decrease in deferred income at November 30, 2020. The 2020 financial statements were restated, accordingly.

Single audit for the fiscal year ended November 30, 2021.

Menard County is required to have what is commonly known as a 'single audit' for the year ended November 30, 2021. A 'single audit' is a rigorous organization-wide audit or examination of a reporting entity that annually expends more than \$750,000 in federal financial assistance received for its operations. The audit objective is to provide assurance to the United States federal government as to the management and use of such funds by the recipients. Menard County's, including its nursing home, volume of expenditures of federal assistance has increased substantially as a consequence of federal financial assistance received from certain State of Illinois agencies' and Federal agencies' fiscal response to the Covid-19 Pandemic. Management expects that the compliance component of the single audit process for 2021 will be satisfactorily completed during the month of September, 2022 by a successor independent auditor.

Menard County, Illinois
Management Discussion and Analysis – continued

Economic Factors and 2022

- ❖ We continue to remain quite aware of the overarching nature of the State of Illinois’ ‘fiscal health’ especially that resulting from the State’s response to the Covid-19 pandemic and the potential for its ultimate resolution to negatively impact the future financial results of several of our individual funds including but not limited to our *General Fund*, the *Health Department Fund*, *Sunny Acres Nursing Home Fund*, and certain *Highway Department Funds*. State shared income taxes account for approximately 21% of the *General Fund’s* revenues and salary reimbursements from the State of Illinois, our component unit, and one of our local school districts provide another 11%.
- ❖ We are optimistic about the recent actions by the Federal Reserve to move away from its long standing “zero interest rate” policies and, are expecting a noticeable increase in the County’s interest income for 2022.
- ❖ We are grateful and appreciative for the ongoing State of Illinois funding through the Illinois Department of Transportation of most of the construction costs of our major road and bridge replacement projects.
- ❖ In past years, the State of Illinois had approved rules and procedures for the quarterly remittances of a portion of the annual Medicaid reimbursement revenues for Sunny Acres Nursing Home. This arrangement was previously approved by the Federal government. It has been this revenue stream, as collected, that we have retained and designated as *capital reserve* by the *Sunny Acres Nursing Home Fund*. Since 2007, \$1,100,000 of the approximately \$4.5 million collected has been used to fund certain Sunny Acres capital asset acquisitions and \$100,000 has been loaned to Sunny Acres’ operations for interim cash flow needs. In this regard, we have budgeted a \$2000,000 transfer from Sunny Acres’ *capital reserve* to Sunny Acres’ *operations* to fund capital improvements for 2022. Management has been alerted to the possibility that changes made to the Medicaid reimbursement rate methodology by the State of Illinois Department of Healthcare and Family Services during 2020 and continuing into 2021 and 2022 have inadvertently short circuited the County’s internal control and accounting process for directing a portion of the Medicaid reimbursement inflows to the Sunny Acres’ *capital reserve* component. The commissioners have not been able to obtain a clarification/determination from the State of Illinois Department of Healthcare and Family Services to assist management with its internal control and accounting processes for Sunny Acres’ Medicaid reimbursements. Once a determination is known, then management can respond to what appears to be a continuing misclassification of Medicaid reimbursement dollars between Sunny Acres’ *operations* and *capital reserve* components.
- ❖ Additional repairs and improvements to the courthouse are expected to continue into 2022. We have been fortunate during the past decade to be able to fund the costs of extraordinary improvements to the courthouse without issuing debt and or increasing real estate taxes. Our ability to fund such costs from operations’ results has been greatly diminished during the last decade as one of the consequence of the continued low money market interest rate environment.
- ❖ We have been awarded in excess of 2 million dollars through the America Rescue Plan Act of 2021. The Commissioners have enlisted the services of an outside consulting firm to assist us

Menard County, Illinois
Management Discussion and Analysis – continued

with the determination of the desired and appropriate uses of these funds in accordance with those authorized by the Act.

- ❖ All indications are that the County will be required to have a 'single audit' performed for 2022; a 'single audit', in addition to an audit of the County's financial statements, is an audit of a financial reporting entity's federal awards. It generally is a review of how management followed the rules for the dollars associated with the County's federal grant or award programs.

Requests for Information

The County's annual financial report is designed to provide our citizens, investors and creditors with the general overview of the County's finances. If you have questions about this report or need additional information, please contact the *Menard County Treasurer's Office* at the County Courthouse.

MENARD COUNTY, ILLINOIS

STATEMENT OF NET POSITION

November 30, 2021

	Primary Government			Component Unit
	Governmental	Business-type	Total	
	Activities	Activities		
ASSETS				
Cash	\$ 8,925,084	\$ 1,204,316	\$ 10,129,400	\$ 218,793
Certificates of deposit	3,500,000	1,132,000	4,632,000	150,000
Accounts receivable, net	348,473	457,689	806,162	122,880
Taxes receivable, net	337,241	-	337,241	-
Due from fiduciary funds	147,950	-	147,950	-
Internal balances	-	-	-	-
Inventories	289,216	12,641	301,857	-
Restricted cash	-	1,321,964	1,321,964	-
Restricted certificates of deposit	-	2,150,000	2,150,000	-
Land	308,404	-	308,404	-
Capital assets, net	11,702,327	2,242,934	13,945,261	88,554
Pension asset, net	1,569,272	1,427,454	2,996,726	-
TOTAL ASSETS	27,127,967	9,948,998	37,076,965	580,227
DEFERRED OUTFLOWS OF RESOURCES				
Pension deferrals	1,984,971	774,212	2,759,183	-
LIABILITIES				
Current				
Accounts payable	448,738	317,817	766,555	-
Accrued compensation	170,548	254,743	425,291	-
Prepayments and deposits	-	201,064	201,064	-
Unearned revenue	1,451,516	270,005	1,721,521	-
Due to fiduciary funds	-	-	-	-
Current maturities of long-term debt	-	-	-	12,425
Total current liabilities	2,070,802	1,043,629	3,114,431	12,425
Non-current				
Debt payable after one year	-	-	-	-
Postemployment benefits	200,000	100,000	300,000	-
Pension liability, net	-	-	-	-
Total non-current liabilities	200,000	100,000	300,000	-
TOTAL LIABILITIES	2,270,802	1,143,629	3,414,431	12,425
DEFERRED INFLOWS OF RESOURCES				
Pension deferrals	3,582,606	1,493,316	5,075,922	-
NET POSITION				
Net investment in capital assets	12,010,731	2,242,934	14,253,665	76,129
Restricted for -				
Roads and bridges	3,367,119	-	3,367,119	-
Public safety	1,477,792	-	1,477,792	-
Judiciary and court	480,940	-	480,940	-
Risk management	979,435	-	979,435	-
Pensions and other benefits, net	1,312,033	608,350	1,920,383	-
Public health	104,875	-	104,875	-
Other	1,132,816	3,565,568	4,698,384	-
Unrestricted	2,393,789	1,669,413	4,063,202	491,673
TOTAL NET POSITION	\$ 23,259,530	\$ 8,086,265	\$ 31,345,795	\$ 567,802

The accompanying notes are an integral part of this financial statement.

MENARD COUNTY, ILLINOIS
STATEMENT OF ACTIVITIES

For the year ended November 30, 2021

Functions/Programs	Primary Government					Total	Component Unit
	Expenses	Charges for Services and Contributions	Operating Grants and Contributions	Capital Grants and Contributions	Governmental Activities		
Primary Government							
Governmental Activities							
General government	\$ 1,393,674	\$ 1,026,407	\$ 64,570	\$ -	\$ (302,697)	\$ (302,697)	
Public safety	3,156,440	831,821	87,056	-	(2,237,563)	(2,237,563)	
Roads and bridges	2,361,121	644,563	256,714	-	(1,459,844)	(1,459,844)	
Public health	650,460	360,984	252,486	-	(36,990)	(36,990)	
Judiciary and court	787,910	172,807	298,509	39,138	(277,356)	(277,356)	
County development	80,566	77,925	-	-	(2,581)	(2,581)	
Risk management	211,895	-	-	-	(211,895)	(211,895)	
Pensions and other benefits	(435,923)	-	-	-	435,923	435,923	
Public welfare	114,223	8,426	49,493	-	(56,304)	(56,304)	
Interest on long term debt	-	-	-	-	-	-	
Total Governmental Activities	8,320,306	3,122,933	1,008,828	39,238	(4,149,307)	(4,149,307)	
Business-type Activities							
Sunny Acres Nursing Home	6,939,049	6,562,732	355,279	15,000	-	(6,038)	(6,038)
Countryside Estates	355,857	338,597	-	-	(17,260)	(17,260)	
Total Business-type Activities	7,294,906	6,901,329	355,279	15,000	(23,298)	(23,298)	
Total Primary Government	\$ 15,615,212	\$ 10,024,262	\$ 1,364,107	\$ 54,238	(4,149,307)	(4,172,605)	
Component Unit							
Menard County 911	\$ 293,560	\$ 308,370	\$ -	\$ -	\$ -	\$ 14,810	\$ 14,810
Total Component Units	\$ 293,560	\$ 308,370	\$ -	\$ -	\$ -	\$ 14,810	\$ 14,810
General Revenues							
Taxes:							
Property taxes					3,311,079	3,311,079	
State income taxes					910,125	910,125	
Motor fuel taxes and related programs					668,757	668,757	
Public safety sales tax					648,773	648,773	
Sales taxes					763,447	763,447	
Personal property replacement taxes					128,692	128,692	
Total taxes:					6,430,873	6,430,873	
Interest income					38,057	38,057	1,298
Total general revenues					6,468,930	6,491,863	1,298
Transfers					60,000	60,000	-
Total general revenues and transfers					6,528,930	6,491,863	1,298
Change in net position					2,379,623	2,319,258	16,108
Net position - beginning					20,879,907	28,835,077	551,694
Restatement, beginning net position					-	191,460	-
Net position - ending					\$ 23,259,530	\$ 31,345,795	\$ 567,802

The accompanying notes are an integral part of this financial statement.

MENARD COUNTY, ILLINOIS

BALANCE SHEET
GOVERNMENTAL FUNDS

NOVEMBER 30, 2021

	General Fund	Liability and Insurance Fund	Menard County ARPA Fund	Emergency Medical Services Fund	Retirement and FICA Fund	County Highway Fund	County Motor Fuel Tax Fund	Other Governmental Funds	Total Governmental Funds
ASSETS									
Cash and certificates of deposit	\$ 2,180,983	\$ 979,435	\$ 1,176,800	\$ 1,222,639	\$ 1,569,463	\$ 685,259	\$ 773,010	\$ 3,837,495	\$ 12,425,084
Accounts receivable	127,127	-	-	(13,413)	-	295	-	234,464	348,473
Taxes receivable	132,475	-	-	176,028	-	-	27,688	1,050	337,241
Due from other funds	86,873	-	-	5,981	41,612	48,696	-	22,313	205,475
Total assets	\$ 2,527,458	\$ 979,435	\$ 1,176,800	\$ 1,391,235	\$ 1,611,075	\$ 734,250	\$ 800,698	\$ 4,095,322	\$ 13,316,273
LIABILITIES									
Accounts payable	\$ -	\$ -	\$ -	\$ 3,825	\$ 71,053	\$ -	\$ 15,007	\$ 133,225	\$ 223,110
Unearned revenue	6,409	-	1,174,465	-	-	-	-	270,642	1,451,516
Accrued compensation	85,648	-	-	60,000	-	21,400	-	3,500	170,548
Due to other funds	41,612	-	-	-	-	-	-	15,913	57,525
Total liabilities	133,669	-	1,174,465	63,825	71,053	21,400	15,007	423,280	1,902,699
FUND BALANCES									
Nonspendable	38,285	-	-	-	-	-	-	-	38,285
Restricted for:									
General government	-	-	-	-	-	-	-	739,467	741,802
Public safety	-	-	2,335	1,327,410	-	-	-	150,382	1,477,792
Roads and bridges	-	-	-	-	-	712,850	785,691	1,804,991	3,303,532
Public health	-	-	-	-	-	-	-	104,875	104,875
Judiciary and court	-	-	-	-	-	-	-	480,940	480,940
County development	-	-	-	-	-	-	-	133,181	133,181
Liability and insurance	-	979,435	-	-	-	-	-	-	979,435
Pensions and fca	-	-	-	-	1,540,022	-	-	374	1,540,396
Public welfare	-	-	-	-	-	-	-	161,434	161,434
Committed	-	-	-	-	-	-	-	96,398	96,398
Assigned	732,667	-	-	-	-	-	-	-	732,667
Unassigned	1,622,837	-	-	-	-	-	-	-	1,622,837
Total fund balances	2,393,789	979,435	2,335	1,327,410	1,540,022	712,850	785,691	3,672,042	11,413,574
Total liabilities and fund balances	\$ 2,527,458	\$ 979,435	\$ 1,176,800	\$ 1,391,235	\$ 1,611,075	\$ 734,250	\$ 800,698	\$ 4,095,322	\$ 13,316,273

The accompanying notes are an integral part of this financial statement.

MENARD COUNTY, ILLINOIS

RECONCILIATION OF THE GOVERNMENTAL FUNDS BALANCE SHEET
TO THE STATEMENT OF NET POSITION

NOVEMBER 30, 2021

Total fund balances - governmental funds	\$ 11,413,574
Amounts reported for governmental activities in the statement of net assets are different because -	
Inventories of rock, sand, gravel, and other materials used for roads' and bridges' construction and maintenance are not financial resources and, therefore, are not reported in the funds	289,216
Capital assets used in governmental activities are not financial resources, and, therefore, are not reported in the funds -	12,010,731
Some liabilities are not due and payable in the current period and are not reported in the funds. Those liabilities consist of -	
Accounts payable for road and bridge projects and other net items	(225,628)
Estimated postemployment benefits	(200,000)
Certain pension activity (including long-term asset/ liability, deferred outflows and deferred inflows) is not used or reported in the funds	<u>(28,363)</u>
Net position of governmental activities	<u><u>\$ 23,259,530</u></u>

The accompanying notes are an integral part of this schedule.

MENARD COUNTY, ILLINOIS

STATEMENT OF REVENUES AND EXPENDITURES AND CHANGES IN FUND BALANCES
GOVERNMENTAL FUNDS

NOVEMBER 30, 2021

	General Fund	Liability and Insurance Fund	Menard County ARPA Fund	Emergency Medical Services Fund	Retirement and PICA Fund	County Highway Fund	County Motor Fuel Tax Fund	Other Governmental Funds	Total Governmental Funds
REVENUES									
Property taxes	\$ 1,031,387	\$ 342,547	\$ -	\$ 362,239	\$ 658,842	\$ 319,105	\$ -	\$ 622,587	\$ 3,336,707
Public safety sales tax	-	-	-	648,773	-	-	-	-	648,773
Federal and State payments	2,170,543	-	10,000	31,655	20,442	-	703,899	922,141	3,858,680
Fines, fees, forfeitures and licenses	992,748	-	-	-	-	-	-	184,331	1,177,079
Charges for services	114,000	-	-	552,767	-	350,981	-	140,899	1,158,647
Other	10,098	-	-	400	-	36,873	-	105,660	153,031
Interest	24,266	-	2,335	2,767	-	7,300	1,045	344	38,057
Total revenues	4,343,042	342,547	12,335	1,598,601	679,284	714,259	704,944	1,975,962	10,370,974
EXPENDITURES									
Current:									
General government	1,196,952	-	10,000	-	-	-	-	80,767	1,257,719
Public safety	1,483,419	-	-	1,285,520	-	-	-	92,717	2,861,656
Roads and bridges	-	-	-	-	-	593,663	491,997	769,582	1,855,242
Public health	-	-	-	-	-	-	-	649,889	649,889
Judiciary and court	697,740	-	-	-	-	-	-	70,133	767,873
County development	6,250	-	-	-	-	-	-	119,506	125,756
Risk management	-	-	-	-	-	-	-	-	211,894
Pensions	-	211,894	-	-	484,860	-	-	-	484,860
Public welfare	-	-	-	-	-	-	-	96,249	96,249
Debt service:	-	-	-	-	-	-	-	-	-
Principal retirement	-	-	-	-	-	-	-	-	-
Interest and fiscal charges	-	-	-	-	-	-	-	-	-
Capital outlay:	80,042	-	-	46,000	-	41,548	-	148,589	316,179
Total expenditures	3,464,403	211,894	10,000	1,331,520	484,860	635,211	491,997	1,997,432	8,627,317
EXCESS REVENUES OVER (UNDER) EXPENDITURES	878,639	130,653	2,335	267,081	194,424	79,048	212,947	(21,470)	1,743,657
OTHER FINANCING SOURCES (USES)									
Operating transfers in	148,457	-	-	-	-	-	-	287,448	435,905
Operating transfers (out)	(252,448)	-	-	(30,000)	-	-	-	(93,457)	(375,905)
Total other financing sources and uses	(103,991)	-	-	(30,000)	-	-	-	193,991	60,000
NET CHANGES IN FUND BALANCES	774,648	130,653	2,335	237,081	194,424	79,048	212,947	172,521	1,803,657
FUND BALANCES - BEGINNING	1,619,141	848,782	-	1,090,329	1,345,598	633,802	572,744	3,499,521	9,609,917
FUND BALANCES - ENDING	\$ 2,393,789	\$ 979,435	\$ 2,335	\$ 1,327,410	\$ 1,540,022	\$ 712,850	\$ 785,691	\$ 3,672,042	\$ 11,413,574

The accompanying notes are an integral part of this financial statement.

MENARD COUNTY, ILLINOIS

RECONCILIATION OF THE CHANGES OF FUND BALANCES OF GOVERNMENTAL FUNDS
TO THE STATEMENT OF ACTIVITIES

NOVEMBER 30, 2021

Net changes in funds balances - governmental funds		\$ 1,803,657
Amounts reported for governmental activities in the statement of activities are different because -		
Some capital grant proceeds are received "in kind" and therefore are not reported as financial resources in the funds		-
Debt proceeds are reported as financing sources in governmental funds and thus contribute to the change in fund balance. In the statement of net assets, however, issuing debt increases long-term liabilities and does not affect the statement of activities. Similarly, repayment of debt principal is an expenditure in the governmental funds but reduces the liability in the statement of net position.		
Repayments:		
Installment contracts for Public Safety vehicle and equipment purchases		30,000
Capital outlays are reported as expenditures in governmental funds. However, in the statement of activities, the cost of the capital assets is allocated over their estimated useful lives and reported as depreciation expense -		
Capital outlays	\$ 316,179	
Depreciation expense	<u>(747,284)</u>	
Excess of depreciation expense over capital outlay		(431,105)
Some costs do not require the use of current financial resources and are not reported as expenditures in the fund financial statements but must be included in the government-wide financial statements as costs of inventory decreases		
Increase in inventories of rock, sand, and gravel		56,287
Only a portion of the pension expense (IMRF) related to actual payments is reported in the governmental funds. Additional (expense) income activity should be included in the Statement of Activities		<u>920,784</u>
Change in net position of governmental activities		<u>\$ 2,379,623</u>

The accompanying notes are an integral part of this schedule.

MENARD COUNTY, ILLINOIS
 PROPRIETARY FUNDS
 STATEMENT OF NET POSITION
 NOVEMBER 30, 2021

	Enterprise Funds				Total Enterprise Funds
	Sunny Acres Nursing Home Fund Operations Component	Capital Reserve Component	Total	Countryside Estates of the County Fund	
ASSETS					
Current:					
Cash	\$ 601,167	\$ -	\$ 601,167	\$ 603,149	\$ 1,204,316
Certificates of deposit	807,000	-	807,000	325,000	1,132,000
Accounts receivable, net	454,717	664	455,381	2,308	457,689
Due from other funds	-	-	-	-	-
Due from capital reserve component	7,322	-	7,322	-	7,322
Inventories	12,286	-	12,286	355	12,641
Restricted:					
Cash	-	1,321,964	1,321,964	-	1,321,964
Certificates of deposit	-	2,150,000	2,150,000	-	2,150,000
Accounts receivable, net	-	-	-	-	-
Due from capital reserve component	-	-	-	-	-
Due from operations component	-	100,262	100,262	-	100,262
Total current assets	1,882,492	3,572,890	5,455,382	930,812	6,386,194
Non-current:					
Capital assets - net	1,658,076	-	1,658,076	584,858	2,242,934
Pension asset	1,427,454	-	1,427,454	-	1,427,454
Total non-current assets	3,085,530	-	3,085,530	584,858	3,670,388
TOTAL ASSETS	4,968,022	3,572,890	8,540,912	1,515,670	10,056,582
DEFERRED OUTFLOWS OF RESOURCES					
Pension deferrals	774,212	-	774,212	-	774,212
TOTAL DEFERRED OUTFLOWS OF RESOURCES	774,212	-	774,212	-	774,212
LIABILITIES					
Current					
Accounts payable	300,866	-	300,866	16,951	317,817
Accrued compensation	254,743	-	254,743	-	254,743
Deferred revenue	270,005	-	270,005	-	270,005
Residents' prepayments, overpayments, and deposits	185,955	-	185,955	15,109	201,064
Due to operations component	-	7,322	7,322	-	7,322
Due to capital reserve component	100,262	-	100,262	-	100,262
Due to other funds	-	-	-	-	-
Total current liabilities	1,111,831	7,322	1,119,153	32,060	1,151,213
Non-current:					
Pension liability	-	-	-	-	-
Postemployment benefits	100,000	-	100,000	-	100,000
Total non-current liabilities	100,000	-	100,000	-	100,000
TOTAL LIABILITIES	1,211,831	7,322	1,219,153	32,060	1,251,213
DEFERRED INFLOWS OF RESOURCES					
Pension deferrals	1,493,316	-	1,493,316	-	1,493,316
TOTAL DEFERRED INFLOWS OF RESOURCES	1,493,316	-	1,493,316	-	1,493,316
NET POSITION					
Net investment in capital assets	1,658,076	-	1,658,076	584,858	2,242,934
Other restricted	608,350	3,565,568	4,173,918	-	4,173,918
Unrestricted	770,661	-	770,661	898,752	1,669,413
TOTAL NET POSITION	\$ 3,037,087	\$ 3,565,568	\$ 6,602,655	\$ 1,483,610	\$ 8,086,265

The accompanying notes are an integral part of this financial statement.

MENARD COUNTY, ILLINOIS

STATEMENT OF REVENUES, EXPENSES,
AND CHANGES IN FUND NET POSITION
PROPRIETARY FUNDS
FOR THE YEAR ENDED NOVEMBER 30, 2021

	Enterprise Funds				
	Sunny Acres Nursing Home Fund			Countryside Estates of the County Fund	Total Enterprise Funds
	Operations Component	Capital Reserve Component	Total		
NET OPERATING REVENUES	\$ 6,562,732	\$ -	\$ 6,562,732	\$ 338,597	\$ 6,901,329
OPERATING EXPENSES					
Salaries and wages	2,760,604	-	2,760,604	103,524	2,864,128
Contractual nursing	1,150,998	-	1,150,998	-	1,150,998
Retirement costs	13,212	-	13,212	15,870	29,082
Therapy costs	833,129	-	833,129	-	833,129
Food and dietary supplies	285,396	-	285,396	38,839	324,235
Medical and nursing assistance and supplies	265,235	-	265,235	-	265,235
Insurance and risk management	406,020	-	406,020	36,471	442,491
Management fee	325,130	-	325,130	16,930	342,060
Depreciation	196,623	-	196,623	84,039	280,662
Maintenance and repairs	111,348	-	111,348	16,984	128,332
Utilities	138,978	-	138,978	35,162	174,140
Housekeeping and laundry supplies	53,815	-	53,815	2,373	56,188
Professional fees	134,206	950	135,156	3,188	138,344
Provider participation fee	59,362	-	59,362	-	59,362
Advertising	26,909	-	26,909	-	26,909
Administration and other costs	172,986	-	172,986	2,477	175,463
Provision for bad debts	-	-	-	-	-
Total operating expenses	6,933,951	950	6,934,901	355,857	7,290,758
OPERATING INCOME (LOSS)	(371,219)	(950)	(372,169)	(17,260)	(389,429)
NON-OPERATING REVENUES (EXPENSES)					
Contributions	15,000	-	15,000	-	15,000
Grant and stimulus income	351,131	-	351,131	-	351,131
Interest income	10,135	9,624	19,759	3,174	22,933
Interest expense	-	-	-	-	-
Non-operating revenues (expenses)	376,266	9,624	385,890	3,174	389,064
NET INCOME (LOSS)	5,047	8,674	13,721	(14,086)	(365)
TRANSFERS IN	-	42,365	42,365	9,692	52,057
TRANSFERS (OUT)	(112,057)	-	(112,057)	-	(112,057)
NET TRANSFERS IN (OUT)	(112,057)	42,365	(69,692)	9,692	(60,000)
CHANGE IN NET POSITION	(107,010)	51,039	(55,971)	(4,394)	(60,365)
NET POSITION - BEGINNING	2,952,637	3,514,529	6,467,166	1,488,004	7,955,170
RESTATEMENT, BEGINNING NET POSITION	191,460	-	191,460	-	191,460
TOTAL NET POSITION - ENDING	\$ 3,037,087	\$ 3,565,568	\$ 6,602,655	\$ 1,483,610	\$ 8,086,265

The accompanying notes are an integral part of this financial statement.

MENARD COUNTY, ILLINOIS

STATEMENT OF CASH FLOWS

PROPRIETARY FUNDS

FOR THE YEAR ENDED NOVEMBER 30, 2021

	Enterprise Funds				
	Sunny Acres Nursing Home Fund Operations Component	Capital Reserve Component	Total	Countryside Estates of the County Fund	Total Enterprise Funds
CASH FLOWS FROM OPERATING ACTIVITIES					
Net cash received for resident care and health care	\$ 6,748,527	\$ -	\$ 6,748,527	\$ 336,676	\$ 7,085,203
Payments to suppliers and others	(4,851,284)	-	(4,851,284)	(160,683)	(5,011,967)
Payments to employees	(2,760,523)	-	(2,760,523)	(103,524)	(2,864,047)
Net cash provided (used) by operating activities	(863,280)	-	(863,280)	72,469	(790,811)
CASH FLOWS FROM NON-CAPITAL FINANCING ACTIVITIES					
Grant and stimulus receipts	513,465	-	513,465	-	513,465
Contributions received	15,000	-	15,000	-	15,000
Net cash provided (used) by non-capital operating activities	528,465	-	528,465	-	528,465
CASH FLOWS FROM CAPITAL AND RELATED FINANCING ACTIVITIES					
Transfers in	-	42,365	42,365	9,692	52,057
Transfers out	(112,057)	-	(112,057)	-	(112,057)
Capital asset acquisitions	(270,149)	-	(270,149)	(52,965)	(323,114)
Certificates of deposit maturities	792,000	2,150,000	2,942,000	325,000	3,267,000
Certificates of deposit purchased	(807,000)	(2,150,000)	(2,957,000)	(325,000)	(3,282,000)
Advance to capital reserve component and or other funds	(950)	950	-	-	-
Advance (to) from operations component and or other funds, net	(304,408)	100,000	(204,408)	-	(204,408)
Residents' prepayments, overpayments, and deposits, net	26,750	-	26,750	5,108	31,858
Net cash provided (used) by capital and related financing activities	(675,814)	143,315	(532,499)	(38,165)	(570,664)
CASH FLOWS FROM INVESTING ACTIVITIES					
Interest received	10,135	10,032	20,167	3,174	23,341
Net cash provided (used) by investing activities	10,135	10,032	20,167	3,174	23,341
NET INCREASE (DECREASE) IN CASH AND CASH EQUIVALENTS	(1,000,494)	153,347	(847,147)	37,478	(809,669)
CASH AND CASH EQUIVALENTS -BEGINNING OF YEAR	1,601,661	1,168,617	2,770,278	565,671	3,335,949
CASH AND CASH EQUIVALENTS - END OF YEAR	\$ 601,167	\$ 1,321,964	\$ 1,923,131	\$ 603,149	\$ 2,526,280
NON-CASH TRANSACTIONS					
Pension expense (income)	\$ (346,785)	\$ -	\$ (346,785)	\$ -	\$ (346,785)
NET EFFECT OF NON-CASH TRANSACTIONS	\$ (346,785)	\$ -	\$ (346,785)	\$ -	\$ (346,785)

Continued on following page

The accompanying notes are an integral part of this financial statement.

MENARD COUNTY, ILLINOIS
STATEMENT OF CASH FLOWS
PROPRIETARY FUNDS
FOR THE YEAR ENDED NOVEMBER 30, 2021
RECONCILIATION OF OPERATING INCOME
TO NET CASH PROVIDED BY OPERATING ACTIVITIES

	Enterprise Funds				
	Sunny Acres Operations Component	Nursing Home Fund Capital Reserve Component	Total	Countryside Estates of the County Fund	Total Enterprise Funds
OPERATING INCOME (LOSS)	\$ (371,219)	\$ -	\$ (371,219)	\$ (17,260)	\$ (388,479)
ADJUSTMENTS TO RECONCILE OPERATING INCOME (LOSS) TO NET CASH PROVIDED BY OPERATING ACTIVITIES					
Provision for doubtful accounts	88,178	-	88,178	-	88,178
Depreciation	196,623	-	196,623	84,039	280,662
Pension income (expense)	(346,785)	-	(346,785)	-	(346,785)
Postemployment benefits expense	-	-	-	-	-
(Increase) decrease in accounts receivable	97,617	-	97,617	(1,921)	95,696
(Increase) decrease in inventories	(1,031)	-	(1,031)	(23)	(1,054)
Increase (decrease) in due from other County Funds	-	-	-	-	-
(Decrease) increase in accounts payable	(526,744)	-	(526,744)	7,634	(519,110)
(Decrease) increase in accrued compensation	81	-	81	-	81
(Decrease) increase in due to other County Funds	-	-	-	-	-
Net cash provided by operating activities	<u>\$ (863,280)</u>	<u>\$ -</u>	<u>\$ (863,280)</u>	<u>\$ 72,469</u>	<u>\$ (790,811)</u>

The accompanying notes are an integral part of this financial statement.

MENARD COUNTY, ILLINOIS

STATEMENT OF FIDUCIARY NET POSITION

FIDUCIARY FUNDS

NOVEMBER 30, 2021

	<u>Private-purpose Trust Funds</u>	<u>Agency Funds</u>
ASSETS		
Cash	\$ 217,359	\$ 1,858,139
Receivables	35	82,123
Due from other funds	94	1,877
Capital assets, net	-	-
Other	-	100,892
	<u>217,488</u>	<u>2,043,031</u>
Total assets	217,488	2,043,031
LIABILITIES		
Accounts payable	486	-
Due to road districts	-	1,399,697
Due to taxing districts	-	78
Due to others	-	495,306
Due to other funds	-	147,950
	<u>486</u>	<u>2,043,031</u>
Total liabilities	486	2,043,031
NET POSITION		
Held in trust for -		
Individuals, organizations, and other governments	<u>\$ 217,002</u>	<u>\$ -</u>

The accompanying notes are an integral part of this financial statement.

MENARD COUNTY, ILLINOIS

**STATEMENT OF CHANGES IN FIDUCIARY NET POSITION
FIDUCIARY FUNDS**

YEAR ENDED NOVEMBER 30, 2021

	<u>Private-purpose Trust Funds</u>
ADDITIONS	
Fines, fees, and forfeitures	\$ 76,573
Charges for services	-
Contributions	-
Other	-
Interest	644
	<hr/>
Total additions	77,217
	<hr/>
DEDUCTIONS	
County law library	4,258
Investigations and training	3,282
Operating expenses	72,632
Depreciation	-
	<hr/>
Total deductions	80,172
	<hr/>
CHANGE IN NET POSITION	(2,955)
NET POSITION-BEGINNING	219,957
	<hr/>
NET POSITION-ENDING	<u>\$ 217,002</u>

The accompanying notes are an integral part of this financial statement.

MENARD COUNTY, ILLINOIS

NOTES TO BASIC FINANCIAL STATEMENTS

For the year ended November 30, 2021

1. SUMMARY OF SIGNIFICANT ACCOUNTING POLICIES

A. GENERAL STATEMENT

Menard County (County) is one of 102 counties organized in the State of Illinois. Primary governance is by a five-member elected board of commissioners holding both legislative and some executive powers. Other officials elected by voters of the County; Circuit Clerk, Sheriff, States Attorney, County Clerk, Assessor, Treasurer, also hold some executive powers. Although these elected officials manage the internal operations of their respective departments, the Board of Commissioners authorizes expenditures as well as serves as the budget and taxing authority, contracting body, and the chief administrators of both the County's *governmental* and *business-type activities*.

The County's financial statements are presented in conformity with generally accepted accounting principles (GAAP) as applied to state and local governments. The Governmental Accounting Standards Board (GASB) is the accepted standard-setting body for establishing accounting and financial reporting principles for state and local governments. What follows, are the County's more significant accounting policies.

B. FINANCIAL REPORTING ENTITY

These financial statements present the County (the primary government) and its component units and include all funds and accounts of all County operations.

Two entities have been considered for inclusion in the County's financial statements. An overview of each entity and the consideration of financial accountability are discussed below. Management believes that only one of these entities, the *Menard County 911 System*, should be included in the County's financial statements as a discretely presented component unit. A "discrete presentation" displays the component unit's financial information in a separate column(s) apart from the primary government. The account balances and transactions of the other component unit, the *Menard County Health Department* have been blended into the County's financial statements. "Blending" is a process by which the account balances and transactions of the component unit are reported in a manner similar to the account balances and transactions of the primary government entity.

Menard County 911 System- Residents of Menard County established the County's emergency telephone system in November 2002 when a referendum was approved authorizing the Menard County Board of Commissioners to impose a \$3.25 monthly surcharge on the billed subscribers of 911 network connection telecommunications carriers who provide such services to their Menard County customers. The County has established the *Menard County Emergency Telephone Systems Board*. The Board's power and duties have been defined by county ordinance and include planning the 911 system; coordinating, supervising, and implementation; fiscal responsibilities; and personnel decision-making. The financial statements of the *Menard County 911 System* are included in the County's financial statements because of the degree of physical control exercised by the County; the Menard County Board of Commissioners appoints all the Board's members. It is presented as a "discretely presented component unit" to emphasize that

it is a component unit legally separate from the County. Separate audited financial statements are not prepared.

Menard County Health Department- The account balances and transactions of the *Menard County Health Department* are included in the County's financial statements because it is fiscally dependent on the County. Separate audited financial statements are not prepared.

The cost of operating the Logan-Mason-Menard Educational Service Region is apportioned among the three counties, Logan, Mason, and Menard based on each respective county's aggregate equalized assessed valuation used for property tax levies. Separate audited financial statements are on file with the Menard County Clerk. Operating surpluses and deficits partially accrue to Menard County; however, because Logan County provides more than fifty percent of the Region's support, the accounts of the Region are not included in Menard County's financial statements.

The County's Board of Commissioners appoints the board members of several related organizations in the County. These organizations do not have a financial benefit/burden relationship with the County and are not required to be included in the County's financial statements. The County's accountability for these organizations (road districts, fire protection districts, drainage districts and cemetery districts) does not extend beyond making the appointments.

C. BASIS OF PRESENTATION

The *government-wide financial statements* (the *statement of net position* and the *statement of activities*) report financial information on all the County's activities, except for fiduciary activities. Eliminations have been made to eliminate the double counting of certain internal transactions for reimbursements of retirement costs, insurance costs and fuel costs.

Governmental activities, which are primarily supported by taxes, intergovernmental revenues, and other non-exchange transactions, are separately reported from *business-type activities*, which are financed in whole or in part by fees charged to external parties.

The *statement of net position* presents the County's assets, and deferred outflows of resources; and liabilities, and deferred inflows of resources, with the difference reported as net position in three distinct categories -

Invested in capital assets, net of related debt – consists of capital assets, net of accumulated depreciation and reduced by outstanding balances for bonds and other debt attributable to the acquisition, construction, or improvement of those assets.

Restricted net positions – result from limitations imposed on their use either through enabling legislation adopted by the County or through external restrictions imposed by creditors, grantors, or laws or regulations of other governments.

Unrestricted net position – is the net position that remains after the County's net position has been classified between invested in capital assets net of related debt and restricted net position.

It is the County's policy to first apply restricted resources when an expense is incurred for purposes for which both restricted and unrestricted net assets are available.

MENARD COUNTY, ILLINOIS

Notes to Basic Financial Statements - Continued

The statement of activities demonstrates the degree to which the direct expenses of a given program/activity are offset by program revenues. Direct expenses are those that are clearly identifiable with a specific program. Program revenues consists of 1) fees, fines, and charges paid by the recipients of goods and services offered by the programs and 2) grants and contributions that are restricted to meeting the operational or capital requirements of a program. Revenues that are not classified as program revenues, including all taxes, are presented as general revenues.

The County segregates transactions related to certain functions or activities in separate funds to aid financial management and to demonstrate legal compliance. The *fund financial statements* provide information about these funds, including its fiduciary funds and blended component units. Separate fund financial statements are provided for each fund category – *governmental, proprietary, and fiduciary*. The emphasis on fund financial statements is on major governmental and proprietary funds (*enterprise*) each displayed in a separate column. All remaining governmental and, proprietary funds, if any, are aggregated and presented in a single column as *non-major fund*.

Fiduciary funds are excluded from the *government-wide* financial statements because those funds' assets are held by the County in a trustee or agency capacity for others and generally cannot be used to support the County's programs.

Governmental funds are those funds through which most governmental programs are financed. The measurement focus of governmental funds is on the sources, uses and balances of current financial resources. The County has presented the following major governmental funds –

General Fund – This is the County's main operating fund. This fund is used to account for all financial resources not accounted for in other funds. All general tax revenues and other revenues that are not restricted by law or contractual agreement to some other funds are accounted for in this fund. General operating expenditures, fixed charges, and capital improvement costs not disbursed through other funds are disbursed from the *General Fund*.

Liability and Insurance Fund – This fund is used to account for the annual tax for the payment of the *governmental activities'* property and casualty risk management, including funding of self-insured unemployment compensation costs.

Menard County ARPA Fund – This fund is used to account for the collection and use of funds provided through the American Rescue Plan Act of 2021.

Emergency Medical Services Fund – This fund is used to account for the operations related to providing emergency medical services throughout the County, primarily ambulance service. This includes the levy and collection of the annual property tax for ambulance service, all the public safety sales tax revenues, and the user charges collected to fund these services.

Retirement and FICA Fund – This fund is used to account for all the financial resources and expenditures for contributing to IMRF pension plans and FICA. Revenues primarily consist of two annual property tax levies.

County Highway Fund – This fund is used to account for the levy and collection of the annual property tax for maintaining and improving the County's roads. It is also used to account for other financial resources that are not restricted by law or contractual agreement to some other County highway fund.

MENARD COUNTY, ILLINOIS

Notes to Basic Financial Statements - Continued

County Motor Fuel Tax Fund – This fund is used to account for the receipt of motor fuel taxes allotted to the County to be retained and used for the construction and maintenance of State and County roads and bridges and other projects. All expenditures from this fund require the approval of the Illinois Department of Transportation and the County's Board of Commissioners.

Proprietary funds are accounted for using the economic resources measurement focus and the accrual basis of accounting. The accounting objectives are determinations of net income, financial position, and cash flow. All assets and liabilities are included on the *statement of net position*. The County has presented the following major *proprietary funds* –

Sunny Acres Nursing Home Fund – This *enterprise fund* is used to account for the operations of the County's nursing home (long-term care facility), *Sunny Acres Nursing Home*.

Countryside Estates of the County Fund – This *enterprise fund* is used to account for the operations of the County's independent living facility, *Countryside Estates of the County*.

These two funds are the County's only *proprietary funds*, where the intent of the governing body is that the costs (expenses, including depreciation) of providing goods and services to the public and, internally, on a continuing basis, be financed or recovered through charges for those goods or services.

Proprietary funds distinguish operating revenues and expenses from non-operating items. Operating revenues and expenses result from providing services and delivering goods in connection with the proprietary fund's principal ongoing operations. Operating expenses for the proprietary funds include the cost of personal and contractual services, supplies, depreciation on capital assets and other costs. All revenues and expenses not meeting this definition are reported as non-operating revenues and expenses.

The County uses both *agency* and *private purpose trust funds* for its *fiduciary activities*. *Agency funds* are used to account for property taxes, fees, fines, and other monies collected on the behalf of other governments, and other entities and individuals. *Private purpose trust funds* are used to report all other trust arrangements under which principal and income benefit other governments, and individuals. Separate *fund financial statements* are provided for the *fiduciary funds* even though they are excluded from the *government-wide financial statements*.

D. MEASUREMENT FOCUS/BASIS OF ACCOUNTING

Measurement focus refers to what is being measured; basis of accounting refers to when revenues and expenditures are recognized in the accounts and reported in the financial statements. Basis of accounting relates to the timing of the measurement made, regardless of the measurement focus applied.

The *government-wide financial statements* and *fund financial statements* for the *proprietary funds* are reported using the economic resources measurement focus and accrual basis of accounting.

The economic resources measurement focus means all assets and liabilities (whether current or non-current) are included in the balance sheet and the operating statements present increases (revenues) and decreases (expenses) in net position. Under the accrual basis of accounting, revenues are recognized when earned and expenses are recognized at the time the liability is incurred.

MENARD COUNTY, ILLINOIS

Notes to Basic Financial Statements – Continued

Governmental funds' financial statements are reported using the current financial resources measurement focus and are accounted for using the modified accrual basis of accounting. Under the modified accrual basis of accounting revenues are recognized when susceptible to accrual; i.e., when they become both measurable and available. "Measurable" means the amount of the transaction can be determined and "available" means collectible within the current period or soon enough thereafter to be used to pay liabilities of the current period. The County considers property taxes and sales taxes as available if they are collected within 60 days after year-end. Expenditures are recorded when the related fund liability is incurred.

The *Emergency Medical Services Fund*, the *Health Department Fund*, and certain other *governmental funds* report using full accrual basis of accounting.

Revenues susceptible to accrual are property taxes, sales taxes, licenses and fees, charges for service, interest income and intergovernmental revenues. All other governmental fund type revenues are generally recognized when received.

E. BUDGETS AND BUDGETARY ACCOUNTING

Budget amounts are determined on a basis consistent with generally accepted accounting principles for the specific fund types.

Appropriation balances lapse at year-end; consequently, the County does not utilize encumbrance accounting, a system by which purchase orders, contracts, and other commitments for the expenditure of resources are recorded to reserve that portion of the applicable appropriation.

F. CASH AND CASH EQUIVALENTS

The County Treasurer consolidates the cash for most of the *governmental funds* into two cash management pools to maximize interest income. Excess cash is invested in certificates of deposits with original maturities of eighteen months or less with local financial institutions. Each fund whose monies are deposited in the pooled accounts has equity therein. This equity is available on demand and is "cash equivalents" for financial reporting purposes. The two cash pools are maintained within the *General Fund* and in the *County Highway Fund*. Interest earned from the pooled accounts is retained by these two funds as an administrative cost recovery. In addition, because the two cash management pools are sufficiently liquid to permit the withdrawal of cash at any time without prior notice or penalty, if any, the funds' equity in the cash management pools is also considered to be the equivalent of cash.

The County considers *cash and cash equivalents* in proprietary funds to be cash on hand, demand deposits, and time deposits with original maturities of 90 days or less.

G. INVESTMENTS

Investments, if any, are reported at cost, which approximates fair value.

H. RECEIVABLES

Governmental Activities' Accounts receivable for services provided are reported net of related allowances for doubtful accounts and contractual adjustments for certain emergency medical services. Contractual adjustments occur in those situations where the

MENARD COUNTY, ILLINOIS

Notes to Basic Financial Statements - Continued

payment rate from third party payers is less than the rate charged by the County for the respective services.

Business-type Activities' accounts receivable for services provided are reported net of related allowances for doubtful accounts and contractual adjustments, if any.

Health related service revenues are reported at estimated net realizable amounts from individuals, third -party payers, and others for services rendered.

I. INVENTORIES

Inventories are accounted for at invoice cost determined by the first - in first - out method. The purchase method is used to account for materials and supplies. The costs of materials and supplies are initially recorded as expenses with the recognition, as inventories, of significant amounts of unused materials and supplies on hand at year-end.

J. PREPAID EXPENSES

Prepaid expenses are generally for payments made in the current year for services or benefits occurring in a subsequent year and are reported with *other assets*.

K. INTERFUND RECEIVABLES AND PAYABLES

Outstanding balances between funds are eliminated within the *governmental activities* and the *business-type activities* columns for presentation of the *government-wide financial statements*. Any residual balances outstanding between the *governmental activities* and the *business-type activities* are reported as *internal balances*.

The outstanding balances between funds are not eliminated for presentation of the *fund financial statements* where they are included as *due from/due to other funds*.

L. RESTRICTED ASSETS

Restricted assets primarily include cash and certificates of deposit that have limitations placed on their use through resolution adopted by the County or through external restriction imposed by creditors, grantors, or laws, or regulations of other governments. It includes resources such as the designated earnings of the County's *business-type activities* derived from past participation in an alternate Medicaid reimbursement methodology with the State of Illinois Department of Healthcare and Family Services.

M. CAPITAL ASSETS

Capital assets, which include property, plant, equipment, and infrastructure assets, are reported in the applicable *governmental* and *business-type activities* in the *government-wide financial statements* and in the *fund financial statements* for the *proprietary funds*.

All capital assets are valued at historical costs or estimated historical cost if actual historical cost is not available. Donated assets are valued at their fair market value on the date donated. Repairs and maintenance are recorded as expenses. Renewals and betterments are capitalized.

Generally, assets capitalized have an original cost of \$1,000 or more and an estimated useful life of more than three years.

Property, plant, and equipment and infrastructure assets are depreciated using the straight-line method over the following estimated useful lives –

<i>Assets</i>	<i>Years</i>
<i>Buildings and improvements</i>	<i>10-40</i>
<i>Equipment</i>	<i>5-20</i>
<i>Vehicles</i>	<i>4-7</i>
<i>Roads</i>	<i>50</i>
<i>Bridges</i>	<i>75</i>

N. DEFERRED OUTFLOWS/INFLOWS OF RESOURCES

In addition to assets, the statement of net position will sometimes report a separate section for *deferred outflows of resources*. This separate financial statement element represents a consumption of net position that applies to a future period(s) and so will *not* be recognized as an outflow of resources (expenditure) until then. In addition to liabilities, the statement of net position will sometimes report a separate section for *deferred inflows of resources*. This separate financial statement element represents an acquisition of net position that applies to a future period(s) and so *will not* be recognized as an inflow of resources (revenue) until that time.

O. ACCRUED ABSENCES

County employees may accumulate earned, but unused vacation pay and other paid time off benefits. Certain vacation benefits are included in accrued compensation for the *governmental activities*. For *business-type activities*, accrued compensation includes vacation pay and other paid time off benefits.

P. LONG-TERM OBLIGATIONS

Long-term debt is reported as liabilities in the applicable *governmental or business-type activities and proprietary funds'* balance sheet.

Debt proceeds, if any, are reported as *other financing sources* for governmental funds with debt service funds created and used to account for the servicing of the long-term obligations.

Q. TRANSACTIONS BETWEEN FUNDS

Legally authorized transfers are treated as interfund transfers and are included in the results of operations of both *governmental and proprietary funds*.

R. FUND BALANCES FOR GOVERNMENTAL FUNDS

Fund balance for governmental funds consist of the following –

Nonspendable Fund Balance – includes amounts that are (a) not in spendable form, or (b) legally or contractually required to be maintained intact. The “not in spendable form” criterion includes

assets that are not expected to be converted into cash anytime soon for example: inventories, prepaid amounts, and long-term loans and advances receivable.

Restricted Fund Balance – includes amounts that are restricted for specific purposes stipulated by external resources providers, constitutionally or through enabling legislation. Restrictions may effectively be changed or lifted only with the consent of resource providers.

Committed Fund Balance – includes amounts that can only be used for the specific purposes determined by a formal action of the County’s highest level of decision making authority, the Board of County Commissioners. Commitments may be changed or lifted only by the County taking the same formal action that imposed the constraint originally (for example: resolution and ordinance).

Assigned Fund Balance – includes amounts intended by the County for specific purposes that are neither restricted nor committed. Intent is expressed by the Board of Commissioners to which the assigned amounts are to be used for specific purposes. Assigned amounts also include all residual amounts in governmental funds (except negative amounts) other than the General Fund that are not classified as nonspendable, restricted, or committed.

Unassigned Fund Balance – the residual classification for the General Fund and includes all amounts not contained in other classifications. *Governmental funds* report residual negative balances as unassigned fund balance.

In circumstances when an expenditure is made for which amounts are available in multiple fund balance classifications, fund balance is depleted in the order of restricted, committed, assigned, and unassigned.

S. NET POSITION

Net position represents the difference between assets, and deferred outflows of resources; and liabilities, and deferred inflows of resources. Net investment in capital assets consists of capital assets, net of accumulated depreciation, reduced by the outstanding balances of any borrowings used for the construction, acquisition, or improvements of those assets. Restricted net position is legally restricted by outside parties and or the Board of Commissioners for a specific purpose.

The County first applies restricted resources when an expense is incurred for purposes for which both restricted and unrestricted net position is available.

T. ACCOUNTING ESTIMATES

The preparation of financial statements in accordance with accounting principles generally accepted in the United States of America requires management to make estimates and assumptions that affect the reported amounts of assets and liabilities and disclosure of contingent assets and liabilities at the date of the financial statements and the reported amount of revenues and expenses during the reporting period. Actual amounts could differ from those estimates.

2. STEWARDSHIP, COMPLIANCE, AND ACCOUNTABILITY

The County generally follows these procedures in establishing its budget –

MENARD COUNTY, ILLINOIS

Notes to Basic Financial Statements – Continued

1. In October of each year, the County Board of Commissioners develops a proposed operating budget for the fiscal year commencing the following December 1. The budget includes proposed expenditures and the means of financing them for virtually all the County's individual funds.
2. A copy of the proposed budget is placed on file with the County Clerk for public inspection.
3. Each year the budget is adopted by resolution of the County Board of Commissioners.

After adoption of the budget, further additional appropriations are prohibited for appropriated funds except in the event of an emergency. Transfers from one appropriation of any one fund to another appropriation of the same fund, not affecting the total amount appropriated, may be made at any meeting of the County Board by a vote of the members.

Formal budgetary integration is employed during the year as a management control device. Appropriation balances lapse at year-end. The following funds had an excess of actual expenditures over budgeted expenditures for the year ended November 30, 2021.

	Expenditures		
	Actual	Budget	Excess
<i>Major Funds</i>			
<i>Menard County ARPA Fund</i>	10,000	-	10,000
<i>Emergency Medical Services Fund</i>	1,331,520	1,313,284	18,236
<i>Nonmajor Funds</i>			
<i>Health Department Fund</i>	651,602	175,976	475,626
<i>Court Automation Fund</i>	16,062	12,000	4,062
<i>Senior Transport Fund</i>	41,373	40,990	383
<i>Probation Services Fund</i>	28,678	24,057	4,621
<i>Court Fund</i>	39,238	-	39,238
<i>Sheriff Vehicle Fund</i>	22,906	15,000	7,906
<i>Fiduciary Funds</i>			
<i>Law Library Fund</i>	4,258	1,500	2,758
<i>Sheriff's Federal Equitable Sharing Fund</i>	3,282	-	3,282
<i>Tax Sale in Error Interest Payment Fund</i>	4,778	3,000	1,778

The *Health Department Fund* and the *Court Fund* excess related to the expenditures of grant proceeds related to COVID-19 pandemic response effort that were not anticipated.

The General Fund's fund balance components at November 30, 2021 consisted of the following.

	<i>Nonspendable</i>	<i>Committed for</i>	<i>Assigned</i>	<i>Unassigned</i>	<i>Totals</i>
<i>Due from other funds</i>	-	-	60,443	-	60,443
<i>Accounts receivable</i>	38,285	-	-	-	38,285
<i>Available for spending</i>	-	-	672,224	1,622,837	2,295,061
<i>Totals</i>	38,285	-	732,667	1,622,837	2,393,789

3. DEPOSITS AND INVESTMENTS

State statutes authorize the types of investments the County may own and the financial institutions eligible to receive County deposits. This includes commercial banks, obligations of the United States Treasury and United States Agencies, obligations of States and their political subdivisions, credit union shares, repurchase agreements subject to certain limitations, commercial paper rated within the three highest classifications by at least two standard rating services, Metropolitan Investment Fund, and the Illinois Funds Investment administered by the Treasurer of the State of Illinois. The County has approved the County treasurer's investment policy. It is consistent with requirements of State statutes and strives to minimize the level of interest rate risk as well as the overall amount of credit risk. It is the policy and practice of the County treasurer to invest idle public funds in interest bearing accounts with local financial institutions and the Illinois Funds. Amounts on deposit with the local financial institutions more than insured limits must be entirely collateralized with appropriate investment securities and the collateralization recorded by the respective financial institution's safekeeping agents for its investment securities.

At November 30, 2021, all the of the County and its component units' bank deposits, were entirely insured and or collateralized by securities held by the pledging financial institutions' safekeeping agents in the name of the County and or its component units.

The County had \$1,453,334 on deposit with the Illinois Funds Investment Pool at November 30, 2021. The Illinois Funds is an investment pool managed by the state of Illinois, Office of the Treasurer, which allows governments within the state to pool their funds for investment purposes. The Illinois Funds is a GASB No. 79 qualified external investment pool that measures, for financial reporting purposes, all its investments at amortized cost. There are no limitations or restrictions on withdrawals from the pool. This deposit is not categorized because it is not evidenced by specific securities that exist in physical or book entry form. The Illinois Auditor General audits the financial statements for the Illinois Funds' Investment Pool and performs other oversight functions.

MENARD COUNTY, ILLINOIS
Notes to Basic Financial Statements – Continued

4. ACCOUNTS and TAXES RECEIVABLE

Accounts receivable for the County's *governmental funds* at November 30, 2021 are as follows.

	<i>General Fund</i>	<i>Emergency Medical Services Fund</i>	<i>County Highway Fund</i>	<i>Other nonmajor Governmental Funds</i>	<i>Total Governmental Activities</i>
<i>Salary reimbursements, State of Illinois</i>	160,887	-	-	-	160,887
<i>Grants, State of Illinois</i>	10,000	-	-	232,569	242,569
<i>Medicare</i>	-	43,150	-	-	43,150
<i>Medicaid</i>	-	52,874	-	-	52,874
<i>Insurance</i>	-	193,741	-	-	193,741
<i>Individuals</i>	-	46,718	-	-	46,718
<i>Other</i>	38,285	-	-	1,842	40,127
<i>Interest</i>	3,005	-	295	53	3,353
<i>Totals</i>	212,177	336,483	295	234,464	783,419
<i>Less -</i>					
<i>Allowance for doubtful accounts</i>	(85,050)	(55,084)	-	-	(140,134)
<i>Allowance for contractual adjustments</i>	-	(294,812)	-	-	(294,812)
<i>Net</i>	127,127	(13,413)	295	234,464	348,473

Medicaid amounts are collected from the State of Illinois and are usually in arrears several months. For health-related services, provided through the County's *governmental activities*, payment rates established by State and Federal legislation and contractual arrangements with other third-party Payers have been and are primarily prospective, with the intent of establishing payment rates that will not change before the period for which they will apply.

Accounts receivable for the County's *Business-type activities* at November 30, 2021 are as follows.

MENARD COUNTY, ILLINOIS

Notes to Basic Financial Statements – Continued

	<i>Sunny Acres</i>	<i>Countryside</i>	<i>Total</i>
	<i>Nursing Home</i>	<i>Estates of the</i>	<i>Business-type</i>
	<i>Fund</i>	<i>County Fund</i>	<i>Activities</i>
<i>Private pay</i>	89,670	2,067	91,737
<i>Medicare</i>	374,424	-	374,424
<i>Medicaid</i>	71,196	-	71,196
<i>Insurance</i>	150,116	-	150,116
<i>Interest</i>	1,889	241	2,130
<i>Federal grants</i>	68,560	-	68,560
<i>Totals</i>	755,855	2,308	758,163
<i>Less -</i>			
<i>Allowance for</i>			
<i>Doubtful</i>			
<i>Accounts</i>	(300,474)	-	(300,474)
<i>Allowance for</i>			
<i>Contractual</i>			
<i>adjustments</i>	-	-	-
<i>Net</i>	455,381	2,308	457,689

For health-related services, provided through the County’s *business-type activities*, payment rates established by State and Federal legislation and contractual arrangements with other third- party payers have been and are primarily prospective, with the intent of establishing payment rates that will not change before the period for which they will apply.

Taxes receivable for the County’s *governmental activities* at November 30, 2021 are as follows.

Tax	<i>General Fund</i>	<i>Emergency Medical Services Fund</i>	<i>County Motor Fuel Tax Fund</i>	<i>Nonmajor Governmental Funds</i>	<i>Total Governmental Activities</i>
<i>Sales</i>	81,592	176,028	-	1,050	258,670
<i>Income</i>	50,883	-	-	-	50,883
<i>Motor fuel</i>	-	-	27,688	-	27,688
<i>Totals</i>	132,475	176,028	27,688	1,050	337,241

5. CAPITAL ASSETS

Depreciation expense for the *governmental activities’* functions was as follows -

<i>General government</i>	\$	70,368
<i>Public safety</i>		294,486
<i>Roads and bridges</i>		343,843
<i>Public health</i>		571
<i>Judiciary and court</i>		20,041
<i>Public welfare</i>		17,975
<i>Total depreciation expense</i>	\$	747,284

MENARD COUNTY, ILLINOIS
Notes to Basic Financial Statements – Continued

Depreciation expense for the *business-type activities* was as follows.

<i>Sunny Acres Nursing Home</i>	\$	196,623
<i>Countryside Estates of the County</i>		84,039
Total depreciation expense	\$	280,662

Depreciation expense for the *Menard County 911 System* was \$85,171.

Capital assets activity for *governmental activities* for the year ended November 30, 2021 was as follows.

	December 1	Increases	Decreases	November 30
Governmental Activities:				
<i>Land</i>	\$ 308,404	\$ -	\$ -	\$ 308,404
<i>Construction in progress</i>	178,163	-	-	178,163
Total assets not being depreciated	486,567	-	-	486,567
Capital assets being depreciated				
<i>Buildings and improvements</i>	4,796,541	77,362	40,000	4,833,903
<i>Equipment</i>	2,751,878	71,396	113,868	2,709,406
<i>Vehicles</i>	2,287,311	167,421	167,038	2,287,694
<i>Roads</i>	13,189,854	-	-	13,189,854
<i>Bridges</i>	4,252,582	-	-	4,252,582
Total assets being depreciated	27,278,166	316,179	320,906	27,273,439
Less accumulated depreciation for				
<i>Buildings and improvements</i>	(3,616,411)	(130,641)	40,000	(3,707,052)
<i>Equipment</i>	(2,371,811)	(148,119)	113,868	(2,406,062)
<i>Vehicles</i>	(1,735,596)	(226,329)	167,038	(1,794,887)
<i>Roads</i>	(6,233,312)	(187,409)	-	(6,420,721)
<i>Bridges</i>	(1,365,767)	(54,786)	-	(1,420,553)
Total accumulated depreciation	(15,322,897)	(747,284)	320,906	(15,749,275)
Total capital assets being depreciated, net	11,955,269	(431,105)	-	11,524,164
Governmental activities, capital assets, net	\$ 12,441,836	\$ (431,105)	\$ -	\$ 12,010,731

MENARD COUNTY, ILLINOIS

Notes to Basic Financial Statements – Continued

Capital assets activity for *business-type activities* for the year ended November 30, 2021 was as follows.

	December 1	Increases	Decreases	November 30
<i>Business-type Activities:</i>				
<i>Total assets not being depreciated</i>	\$ -	\$ -	\$ -	\$ -
<i>Capital assets being depreciated</i>				
<i>Buildings and improvements</i>	7,594,651	301,181	-	7,895,832
<i>Equipment and vehicles</i>	1,823,247	21,933	-	1,845,180
<i>Total assets being depreciated</i>	9,417,898	323,114	-	9,741,012
<i>Less accumulated depreciation for</i>				
<i>Buildings and improvements</i>	(5,615,681)	(230,989)	-	(5,846,670)
<i>Equipment</i>	(1,601,735)	(49,673)	-	(1,651,408)
<i>Total accumulated depreciation</i>	(7,217,416)	(280,662)	-	(7,498,078)
<i>Total capital assets being depreciated, net</i>	2,200,482	42,452	-	2,242,934
<i>Business-type activities, capital assets, net</i>	\$ 2,200,482	\$ 42,452	-	2,242,934

Capital assets activity for the enterprise funds for the year ended November 30, 2021 was as follows.

	December 1	Increases	Decreases	November 30
<i>Sunny Acres Nursing Home:</i>				
<i>Capital assets being depreciated</i>				
<i>Buildings and improvements</i>	\$ 5,174,287	\$ 248,216	\$ -	\$ 5,422,503
<i>Equipment and vehicles</i>	1,681,570	21,933	-	1,703,503
<i>Total assets being depreciated</i>	6,855,857	270,149	-	7,126,006
<i>Less accumulated depreciation for</i>				
<i>Buildings and improvements</i>	(3,793,980)	(150,116)	-	(3,944,096)
<i>Equipment</i>	(1,477,327)	(46,507)	-	(1,523,834)
<i>Total accumulated depreciation</i>	(5,271,307)	(196,623)	-	(5,467,930)
<i>Sunny Acres Nursing Home capital assets, net</i>	\$ 1,584,550	\$ 73,526	\$ -	\$ 1,658,076
<i>Countryside Estates of the County:</i>				
<i>Capital assets being depreciated</i>				
<i>Buildings and improvements</i>	\$ 2,420,365	\$ 52,965	\$ -	\$ 2,473,330
<i>Equipment</i>	141,676	-	-	141,676
<i>Total assets being depreciated</i>	2,562,041	52,965	-	2,615,006
<i>Less accumulated depreciation for</i>				
<i>Buildings and improvements</i>	(1,821,701)	(80,873)	-	(1,902,574)
<i>Equipment</i>	(124,408)	(3,166)	-	(127,574)
<i>Total accumulated depreciation</i>	(1,946,109)	(84,039)	-	(2,030,148)
<i>Countryside Estates of the County capital assets, net</i>	\$ 615,932	\$ (31,074)	\$ -	\$ 584,858

MENARD COUNTY, ILLINOIS
Notes to Basic Financial Statements – Continued

Capital asset activity for the County’s *discretely presented component unit* for the year ended November 30, 2021 was as follows –

	December 1	Increases	Decreases	November 30
Menard County 911 System:				
<i>Capital assets being depreciated</i>				
<i>Equipment</i>	\$ 384,105	\$ 41,750	-	\$ 425,855
<i>Total assets being depreciated</i>	384,105	41,750	-	425,855
<i>Less accumulated depreciation for</i>				
<i>Equipment</i>	(252,130)	(85,171)	-	(337,301)
<i>Total accumulated depreciation</i>	(252,130)	(85,171)	-	(337,301)
Menard County 911 System				
<i>capital assets, net</i>	\$ 131,975	\$ (43,421)	\$ -	\$ 88,554

6. INTERFUND RECEIVABLES AND PAYABLES

Interfund balances at November 30, 2021 consist of the following.

	Due from							
	General Fund		Special Revenue Funds		Proprietary Funds	Fiduciary Funds	Total	
			Major	Nonmajor				
<i>General Fund</i>	\$ -	\$ -	\$ 5,746	\$ -	\$ -	\$ 81,127	\$ -	\$ 86,873
<i>Special Revenue Funds - Major</i>	41,612	-	-	-	-	54,677	-	96,289
<i>Nonmajor</i>	-	-	10,167	-	-	12,146	-	22,313
<i>Proprietary Funds</i>	-	-	-	-	-	-	-	-
<i>Fiduciary Funds</i>	-	-	-	-	-	1,971	-	1,971
Total	\$ 41,612	\$ -	\$ 15,913	\$ -	\$ -	\$ 149,921	\$ -	\$ 207,446

These amounts result primarily from budgeted interactions between funds for the years ended November 30, 2020 and 2021 that have not yet been settled at November 30, 2021; most amounts are expected to clear after year end. The amount due from the *Fiduciary Funds* to the *General Fund* includes \$60,443 due from the *Health Insurance Clearing Fund* for advances provided to assist in financing the initial upfront premium and periodic cash flow needs: this interfund financing is more long term.

7. LONG-TERM DEBT

Long-term debt activity for the year ended November 30, 2021, not including any related activity with our pension plans and postemployment benefits, which are discussed more fully in notes 11 and 13, was as follows –

	Beginning Balance	Additions	Reductions	Ending Balance	Due next year
Governmental Activities:					
Installment contracts	\$ -	\$ -	\$ -	\$ -	\$ -
Total Governmental Activities	\$ -	\$ -	\$ -	\$ -	\$ -
Business-type Activities:					
Revenue Bonds	\$ -	\$ -	\$ -	\$ -	\$ -
Total Business-type activities	\$ -	\$ -	\$ -	\$ -	\$ -
Discretely Presented Component Unit:					
Installment contracts	\$ 45,206	\$ -	\$ 32,780	\$ 12,426	\$ 12,426
Total Discretely Presented Component Unit	\$ 45,206	\$ -	\$ 32,780	\$ 12,426	\$ 12,426

Long-term debt for the County's *discretely presented component unit* at November 30, 2021 consists of two installment loans for equipment acquisitions. Both loans are secured by certain certificates of deposit. Debt service requirements at November 30, 2021 are as follows –

<i>Discretely presented component unit</i>			
Year ending	Principal	Interest	Total
November 30 2022	12,426	237	12,663
Total	\$ 12,426	\$ 237	\$ 12,663

Net pension liability changes are discussed in Note 11. Postemployment benefits liability changes are discussed in Note 13.

8. INTERGOVERNMENTAL AGREEMENT, BUSINESS – TYPE ACTIVITIES

Menard County entered into an intergovernmental agreement with the State of Illinois in June 2003 to assist the Illinois Department of Healthcare and Family Services (Department) in administering an alternate Medicaid reimbursement methodology for county owned nursing homes; since its inception this agreement/arrangement has been changed and revised by the Department several times since its inception. The current iteration is an arrangement whereby the County earns and collects an administrative allowance for its participation in what the Department describes as an 'alternate reimbursement methodology' that provides for a separate 'Medicaid Supplementary' revenue stream for the County.

MENARD COUNTY, ILLINOIS

Notes to Basic Financial Statements – Continued

The Menard County Board of Commissioners has designated that the administrative allowances be collected by the Sunny Acres Nursing Home Fund’s operations component and transferred to the fund’s capital reserve component. The related interest income, net of any related operating costs, also is to be retained and restricted for future capital asset funding needs and designated as ‘capital reserve.’

Management expects that this vital income stream will continue, in whole or in part, and help provide the requisite funding for Sunny Acres’ future capital asset needs. Collections for 2021 were \$42,365. In this regard your attention is directed to Note 18 to the basic financial statements.

9. PROPERTY TAXES

Property taxes attach as an enforceable lien on real property as of January 1 in the year in which the taxes are levied. The County bills and collects its own property taxes and the taxes of other County taxing districts. The taxes are generally payable in two installments on June 1 and September 1. County property taxes are recognized as revenues when levied to the extent that they result in current receivables. The collection and remittance of property taxes to the County and other taxing districts is accounted for through the County Collector’s General Tax Fund, a fiduciary fund.

The *unaudited* individual fund tax rates and limits during the years ended November 30, 2021 and 2020 are as follows.

RATES PER \$100 OF EQUALIZED ASSESSED VALUATION
(2020 EQUALIZED ASSESSED VALUE \$311,867,561)
(2019 EQUALIZED ASSESSED VALUE \$301,264,990)

	<u>Actual Rate</u>		<u>Legal Limit</u>
	<u>2020</u>	<u>2019</u>	
<i>General Fund</i>	.3300	.3344	.4350
<i>Retirement and FICA Fund</i>	.2108	.2134	None
<i>Liability Insurance Fund</i>	.1096	.1094	None
<i>Emergency Medical Services Fund</i>	.1159	.1174	.2500
<i>Tuberculosis Fund</i>	.0033	.0032	.7500
<i>General Assistance Fund</i>	.0157	.0157	.1000
<i>County Fair Fund</i>	.0131	.0132	.0200
<i>County Bridge Fund</i>	.0496	.0496	.0500
<i>Federal Aid Matching Fund</i>	.0496	.0496	.0500
<i>County Highway Fund</i>	.1021	.1021	.1030
<i>Road Repair and Maintenance Fund</i>	.0496	.0496	.0500
<i>Cooperative Extension Service Fund</i>	<u>.0101</u>	<u>.0101</u>	.0500
<i>Total rate</i>	<u>1.0594</u>	<u>1.0677</u>	

10. INTERFUND TRANSFERS

Transfers are used to (1) move revenues from the fund that statute or budget requires collect them, to the fund that statute or budget requires expending them, (2) move receipts restricted to debt service from the funds collecting the receipts to the debt service fund as debt service payments become due, and (3) use unrestricted revenues collected in the general fund to finance various programs accounted

MENARD COUNTY, ILLINOIS

Notes to Basic Financial Statements – Continued

for in other funds in accordance with budgetary authorizations. Interfund transfers for the year ended November 30, 2021 consisted of the following.

		<i>Transfers from</i>						
		<i>General</i>		<i>Special Revenue</i>			<i>Proprietary</i>	<i>Total</i>
		<i>Fund</i>		<i>Funds</i>			<i>Funds</i>	
				<i>Major</i>	<i>Nonmajor</i>			
<i>Transfers to</i>	<i>General Fund</i>	\$ -	\$ -	\$ 88,457		\$ 60,000	\$ 148,457	
	<i>Special Revenue</i>							
	<i>Major</i>		-		-	-	-	
	<i>Nonmajor</i>	252,448	30,000	5,000		-	287,448	
	<i>Proprietary Funds</i>					52,057	52,057	
	<i>Total</i>	\$ 252,448	\$ 30,000	\$ 93,457		\$ 112,057	\$ 487,962	

The “transfers from” and “transfers to” within the *proprietary funds* include the collection of Medicaid supplementary funds, \$42,365, by the *operations component* of the *Sunny Acres Nursing Home Fund* and subsequent transfer to that fund’s *capital reserve component* during 2021.

11. DEFINED BENEFIT PENSION PLANS

The County maintains three defined benefit pension plans administered by/through the Illinois Municipal Retirement Fund (IMRF), the administrator of a multi-employer public pension fund. These defined benefit pension plans provide retirement and disability benefits, post-retirement increases, and death benefits to plan members and beneficiaries. The plans are managed by the Illinois Municipal Retirement Fund (IMRF). A summary of IMRF’s pension benefits is provided in the “Benefits provided” section of this note. Details of all benefits are available from IMRF. Benefit provisions are established by statute and may only be changed by the General Assembly of the State of Illinois. IMRF issues a publicly available Comprehensive Annual Financial Report that includes, financial statements, detailed information about the pension plan’s fiduciary net position, and required supplementary information. The report is available for download at www.imrf.org.

The majority of the County’s employees participate in the Regular Plan (RP). The Sheriff’s Law Enforcement Personnel (SLEP) plan is for the sheriff, and deputies. Counties could adopt the Elected County Official (ECO) plan for officials elected prior to August 8, 2011 (the ECO plan was closed to new participants after that date). All three IMRF benefit plans have two tiers. Employees hired *before* January 1, 2011, are eligible for Tier 1 benefits. Tier 1 employees are vested for pension benefits when they have at least eight years of qualifying service credit. Tier 1 employees who retire at age 55 (at reduced benefits) or after age 60 (at full benefits) with eight years of service are entitled to an annual retirement benefit, payable monthly for life, in an amount equal to 1-2/3% of the final rate of earnings for the first 15 years of service credit, plus 2% for each year of service credit after 15 years to a maximum of 75% of their final rate of earnings. Final rate of earnings is the highest total earnings during any consecutive 48 months within the last 10 years of service, divided by 48. Under Tier 1, the pension is increased by 3% of the original amount on January 1 every year after retirement.

Employees hired *on or after* January 1, 2011, are eligible for Tier 2 benefits. For Tier 2 employees, pension benefits vest after ten years of service. Participating employees who retire at age 62 (at reduced benefits) or after age 67 (at full benefits) with ten years of service are entitled to an annual retirement benefit, payable monthly for life, in an amount equal to 1-

MENARD COUNTY, ILLINOIS

Notes to Basic Financial Statements – Continued

2/3% of the final rate of earnings for the first 15 years of service credit, plus 2% for each year of service credit after 15 years to a maximum of 75% of their final rate of earnings. Final rate of earnings is the highest total earnings during any 96 consecutive months within the last 10 years of service, divided by 96. Under Tier 2, the pension is increased on January 1 every year after retirement, upon reaching age 67, by the lesser of: 3% of the original pension amount, or 1/2 of the increase in the Consumer Price Index of the original pension amount.

Employees Covered by Benefit Terms –

As of December 31, 2020, the following plan members/participants were covered by the benefit terms.

	<i>RP</i>	<i>SLEP</i>	<i>ECO</i>
<i>Retirees and beneficiaries</i>	125	11	7
<i>Inactive, non-retired members</i>	365	8	2
<i>Active members</i>	<u>134</u>	<u>8</u>	<u>0</u>
<i>Total</i>	624	27	9

Contributions

As set by statute, RP members are required to contribute 4.5% of their annual covered salary; SLEP and ECO members contribute 7.5%. The County is required to contribute the amount necessary, in addition to member contributions, to finance the retirement coverage of its own employees. The County's annual contribution rates for calendar year 2021 were 6.35% RP; 26.31% SLEP; 0.00% ECO. Annual contribution rates for calendar year 2020 were 6.56% RP; 26.63% SLEP; 89.18% ECO. For 2020, the County contributed \$363,858 to the RP; \$117,951 to SLEP; and \$62,419 to ECO. The County also contributes for disability benefits, death benefits, and supplemental retirement benefits, all of which are pooled at the IMRF level. Contribution rates for disability and death benefits are set by IMRF's Board of Trustees, while the supplemental retirement benefits rate is set by statute. There were no benefit changes during the year.

Net Pension Liability

The net pension liability(asset) for all three plans was measured as of December 31, 2020. The total pension liability used to calculate the net pension liability was determined by an actuarial valuation as of that date.

Actuarial Assumptions

The following are the methods and assumptions used to determine total pension liability at December 31, 2019:

- The Actuarial Cost Method used was Entry Age Normal.
- The Asset Valuation Method used was Market Value of Assets. The Inflation Rate was assumed to be 2.50% approximate. 5-year smoothed market; 20% corridor
- Salary Increases were expected to be 3.35% to 14.25%, including inflation. Wage growth 3.25%

MENARD COUNTY, ILLINOIS

Notes to Basic Financial Statements – Continued

- The Investment Rate of Return was assumed to be 7.25%.
- Projected Retirement Age was from the Experience-based Table of Rates, specific to the type of eligibility condition, last updated for the 2017 valuation according to an experience study from years 2014 to 2016.
- The IMRF-specific rates for Mortality (for non-disabled retirees) were developed from the RP-2014 Blue Collar Health Annuitant Mortality Table with adjustments to match current IMRF experience.
- For Disabled Retirees, an IMRF-specific mortality table was used with fully generational projection scale MP-2017 (base year 2015).
- For Active Members, an IMRF-specific mortality table was used with fully generational projection scale MP-2017 (base year 2015). The IMRF-specific rates were developed from the RP-2014 Employee Mortality Table with adjustments to match current IMRF experience.
- The long-term expected rate of return on pension plan investments was determined using a building-block method in which best-estimate ranges of expected future real rates of return (expected returns, net of pension plan investment expense, and inflation) are developed for each major asset class. These ranges are combined to produce the long-term expected rate of return by weighting the expected future real rates of return to the target asset allocation percentage and adding expected inflation. The target allocation and best estimates of geometric real rates of return for each major asset class are summarized in the following table:

	<i>Portfolio Target Percentage</i>	<i>Long-Term Expected Real Rate of Return</i>
<i>Domestic Equity</i>	<i>37%</i>	<i>6.85%</i>
<i>International Equity</i>	<i>18%</i>	<i>6.25%</i>
<i>Fixed Income</i>	<i>28%</i>	<i>3.00%</i>
<i>Real Estate</i>	<i>9%</i>	<i>5.75%</i>
<i>Alternative Investments</i>	<i>7%</i>	<i>2.65-7.35%</i>
<i>Cash Equivalents</i>	<i>1%</i>	<i>2.25%</i>
<i>Total</i>	<i>100%</i>	

Single Discount Rate

A Single Discount Rate of 7.50% was used to measure the total pension liability. The projection of cash flow used to determine this Single Discount Rate assumed that the plan members' contributions will be made at the current contribution rate, and that employer contributions will be made at rates equal to the difference between actuarially determined contribution rates and the member rate. The Single Discount Rate reflects:

MENARD COUNTY, ILLINOIS

Notes to Basic Financial Statements – Continued

1. The long-term expected rate of return on pension plan investments (during the period in which the fiduciary net position is projected to be sufficient to pay benefits), and the tax-exempt municipal bond rate based on an index of 20-year general obligation bonds with an average AA credit rating (which is published by the Federal Reserve) as of the measurement date (to the extent that the contributions for use with the long-term expected rate of return are not met).
2. The long-term expected rate of return on pension plan investments (during the period in which the fiduciary net position is projected to be sufficient to pay benefits), and
3. The tax-exempt municipal bond rate based on an index of 20-year general obligation bonds with an average AA credit rating (which is published by the Federal Reserve) as of the measurement date (to the extent that the contributions for use with the long-term expected rate of return are not met).

For the most recent valuation, the expected rate of return on plan investments is 7.25%, the municipal bond rate is 2.00%, and the resulting single discount rate is 7.25%.

Change in the Net Pension Liability(asset) – Regular Plan (RP)

	<i>Total Pension Liability</i>	<i>Plan Fiduciary Net Position</i>	<i>Net Pension Liability (Asset)</i>
<i>Balances at December 31, 2019</i>	23,512,795	24,872,177	(1,359,382)
<i>Changes for the year:</i>			
<i>Service Cost</i>	527,371	-	527,371
<i>Interest on the Total Pension Liability</i>	1,682,529	-	1,682,529
<i>Changes of Benefit Terms</i>	-	-	-
<i>Differences between Expected and Actual Experience of the Total Pension Liability</i>	467,880	-	467,880
<i>Changes of Assumptions</i>	(249,657)	-	(249,657)
<i>Contributions - Employer</i>	-	363,918	(363,918)
<i>Contributions - Employees</i>	-	256,413	(256,413)
<i>Net Investment Income (Loss)</i>	-	3,505,100	(3,505,100)
<i>Benefit Payments, including Refunds of Employee Contributions</i>	(1,138,357)	(1,138,357)	-
<i>Other (Net Transfer)</i>	-	187,523	(187,523)
<i>Net Changes</i>	1,289,766	3,174,597	(1,884,831)
<i>Balances at December 31, 2020</i>	24,802,561	28,046,774	3,244,213)

The regular plan includes both *governmental activities* and *business-type activities*' employees. The net pension liability (asset) above as well as the pension expense and the related deferred outflows of resources and deferred inflows of resources amounts have been allocated between these two activities for financial reporting purposes based on the respective proportionate share of participating employees' salaries and wages for the year ended November 30, 2021; approximately 56% for *governmental activities* and 44% for *business-type activities*.

Sensitivity of the Net Pension Liability to Changes in the Discount Rate for the Regular plan (RP)

The following presents the Regular Plan’s (RP) net pension liability (asset), calculated using a Single Discount Rate of 7.25% as well as what the plan’s net pension liability would be if it were calculated using a Single Discount Rate that is 1% lower or 1% higher:

	<i>1% Lower</i>	<i>Current Rate</i>	<i>1% Higher</i>
	<i>6.25%</i>	<i>7.25%</i>	<i>8.25%</i>
<i>Net Pension Liability(Asset)</i>	<i>(418,864)</i>	<i>(3,244,213)</i>	<i>(5,455,537)</i>

Pension Expense, Deferred Outflows of Resources, and Deferred Inflows of Resources Related to Pensions for the Regular Plan (RP)

For the regular plan, reported deferred outflows of resources and deferred inflows of resources related to pensions from the following sources were.

	<i>Deferred</i>	<i>Deferred</i>	<i>Net Deferred</i>
<i>Deferred Amounts Related to Pensions</i>	<i>Outflows of</i>	<i>Inflows of</i>	<i>Inflows of</i>
	<i>Resources</i>	<i>Resources</i>	<i>Resources</i>
<i>Deferred Amounts to be Recognized in Pension Expense in Future Periods</i>			
<i>Differences between expected and actual experience</i>	<i>272,791</i>	<i>-</i>	<i>272,791</i>
<i>Changes of assumptions</i>	<i>-</i>	<i>139,448</i>	<i>(139,448)</i>
<i>Net difference between projected and actual earnings on pension plan investments</i>	<i>1,174,581</i>	<i>3,254,451</i>	<i>(2,079,870)</i>
<i>Total Deferred Amounts to be recognized in pension expense in future periods</i>	<i>1,447,372</i>	<i>3,393,899</i>	<i>(1,946,527)</i>
<i>Pension Contributions made subsequent to the Measurement Date</i>	<i>312,201</i>	<i>-</i>	<i>312,201</i>
<i>Total Deferred Amounts Related to Pensions</i>	<i>1,759,573</i>	<i>3,393,899</i>	<i>(1,634,326)</i>

Amounts reported as deferred outflows of resources and deferred inflows of resources for the regular plan related to pensions are expected to be recognized in pension expense in future periods as follows:

<i>Year Ending</i>	<i>Net Deferred</i>	<i>Governmental</i>	<i>Business-type</i>		
<i>November 30,</i>	<i>Inflows</i>	<i>Activities</i>	<i>Activities</i>		
<i>2022</i>	<i>(235,131)</i>	<i>(131,673)</i>	<i>(103,458)</i>		
<i>2023</i>	<i>(221,790)</i>	<i>(124,202)</i>	<i>(97,588)</i>		
<i>2024</i>	<i>(834,637)</i>	<i>(467,397)</i>	<i>(367,240)</i>		
<i>2025</i>	<i>(342,768)</i>	<i>(191,950)</i>	<i>(150,818)</i>		
<i>2026</i>	<i>-</i>	<i>-</i>	<i>-</i>		
<i>after</i>	<i>-</i>	<i>-</i>	<i>-</i>		
<i>Total</i>	<i>(1,634,326)</i>	<i>(915,222)</i>	<i>(719,104)</i>		

MENARD COUNTY, ILLINOIS
Notes to Basic Financial Statements – Continued

Changes in the Net Pension Liability – Sheriff's Law Enforcement Plan (SLEP)

	<i>Total</i>	<i>Plan</i>	<i>Net Pension</i>
	<i>Pension</i>	<i>Net Position</i>	<i>Liability</i>
	<i>Liability</i>		
<i>Balances at December 31, 2019</i>	<i>5,143,262</i>	<i>4,425,146</i>	<i>718,116</i>
<i>Changes for the year:</i>			
<i>Service Cost</i>	<i>89,979</i>		<i>89,979</i>
<i>Interest on the Total Pension Liability</i>	<i>365,693</i>		<i>365,693</i>
<i>Changes of Benefit Terms</i>	<i>-</i>	<i>-</i>	<i>-</i>
<i>Differences between Expected and Actual Experience of the Total Pension Liability</i>	<i>366,010</i>		
<i>Changes of Assumptions</i>	<i>(57,815)</i>	<i>-</i>	<i>(57,815)</i>
<i>Contributions - Employer</i>		<i>117,951</i>	<i>(117,951)</i>
<i>Contributions - Employees</i>		<i>33,220</i>	<i>(33,220)</i>
<i>Net Investment Income (Loss)</i>		<i>644,478</i>	<i>(644,478)</i>
<i>Benefit Payments, including Refunds of Employee Contributions</i>	<i>(288,417)</i>	<i>(288,417)</i>	<i>-</i>
<i>Other (Net Transfer)</i>	<i>-</i>	<i>336,154</i>	
<i>Net Changes</i>	<i>475,450</i>	<i>843,386</i>	<i>(367,936)</i>
<i>Balances at December 31, 2020</i>	<i>5,618,712</i>	<i>5,268,532</i>	<i>350,180</i>

Sensitivity of the Net Pension Liability to Changes in the Discount Rate for the Sheriff's Law Enforcement Plan (SLEP)

The following presents the Sheriff's Law Enforcement Plan (SLEP) net pension liability, calculated using a Single Discount Rate of 7.25% as well as what the plan's net pension liability would be if it were calculated using a Single Discount Rate that is 1% lower or 1% higher:

	<i>1% Lower</i>	<i>Current Rate</i>	<i>1% Higher</i>
	<i>6.25%</i>	<i>7.25%</i>	<i>8.25%</i>
<i>Net Pension Liability</i>	<i>1,089,052</i>	<i>350,180</i>	<i>(252,603)</i>

Reported deferred outflows of resources and deferred inflows of resources related to pensions from the following sources were.

MENARD COUNTY, ILLINOIS
Notes to Basic Financial Statements – Continued

<i>Deferred Amounts Related to Pensions</i>	<i>Deferred Outflows of Resources</i>	<i>Deferred Inflows of Resources</i>	<i>Net Deferred Inflows of Resources</i>
<i>Deferred Amounts to be Recognized in Pension Expense in Future Periods</i>			
<i>Differences between expected and actual experience</i>	304,305	206,686	97,619
<i>Changes of assumptions</i>	46,879	50,714	(3,835)
<i>Net difference between projected and actual earnings on pension plan investments</i>	245,590	664,474	(418,884)
<i>Total Deferred Amounts to be recognized in pension expense in future periods</i>	596,774	921,874	(325,100)
<i>Pension Contributions made subsequent to the Measurement Date</i>	129,465	-	129,465
<i>Total Deferred Amounts Related to Pensions</i>	726,239	921,874	(195,635)

Amounts reported as deferred outflows of resources and deferred inflows of resources for the sheriff's law enforcement plan related to pensions will be recognized in pension expense in future periods as follows:

<i>Year ending November 30,</i>	<i>Net Deferred Outflows of Resources</i>
2022	29,547
2023	(54,588)
2024	(110,501)
2025	(60,093)
2026	
After	-
<i>Total</i>	<i>(195,635)</i>

MENARD COUNTY, ILLINOIS
Notes to Basic Financial Statements – Continued

Changes in the Net Pension Liability – Elected County Officials Plan (ECO)

	<i>Total</i>	<i>Plan</i>	<i>Net Pension</i>
	<i>Liability</i>	<i>Net Position</i>	<i>Liability</i>
			<i>(Asset)</i>
<i>Balances at December 31, 2019</i>	<i>4,894,554</i>	<i>4,741,681</i>	<i>152,873</i>
<i>Changes for the year:</i>			
<i>Service Cost</i>	<i>18,790</i>	<i>-</i>	<i>18,790</i>
<i>Interest on the Total Pension Liability</i>	<i>343,746</i>	<i>-</i>	<i>343,746</i>
<i>Changes of Benefit Terms</i>	<i>-</i>	<i>-</i>	<i>-</i>
<i>Differences between Expected and Actual</i>			
<i>Experience of the Total Pension Liability</i>	<i>228,624</i>	<i>-</i>	<i>228,624</i>
<i>Changes of Assumptions</i>	<i>(13,121)</i>	<i>-</i>	<i>(13,121)</i>
<i>Contributions - Employer</i>	<i>-</i>	<i>62,419</i>	<i>(62,419)</i>
<i>Contributions - Employees</i>	<i>-</i>	<i>5,249</i>	<i>(5,249)</i>
<i>Net Investment Income (Loss)</i>	<i>-</i>	<i>722,209</i>	<i>(722,209)</i>
<i>Benefit Payments, including Refunds</i>			
<i>of Employee Contributions</i>	<i>(325,237)</i>	<i>(325,237)</i>	<i>-</i>
<i>Other (Net Transfer)</i>	<i>-</i>	<i>43,728</i>	<i>(43,728)</i>
<i>Net Changes</i>	<i>252,802</i>	<i>508,368</i>	<i>(255,566)</i>
<i>Balances at December 31, 2020</i>	<i>5,147,356</i>	<i>5,250,049</i>	<i>(102,693)</i>

Sensitivity of the Net Pension Liability to Changes in the Discount Rate for the Elected County Officials Plan (ECO)

The following presents the Elected County Officials Plan (ECO) net pension liability, calculated using a Single Discount Rate of 7.25% as well as what the plan's net pension liability would be if it were calculated using a Single Discount Rate that is 1% lower or 1% higher:

	<i>1% Lower</i>	<i>Current Rate</i>	<i>1% Higher</i>
	<i>6.25%</i>	<i>7.25%</i>	<i>8.25%</i>
<i>Net Pension Liability</i>	<i>432,931</i>	<i>(102,693)</i>	<i>(555,856)</i>

Pension Expense, Deferred Outflows of Resources, and Deferred Inflows of Resources Related to Pensions for the Elected County Officials Plan (ECO)

Reported deferred outflows of resources and deferred inflows of resources related to pensions from the following sources were:

MENARD COUNTY, ILLINOIS

Notes to Basic Financial Statements – Continued

	<i>Deferred</i>	<i>Deferred</i>	<i>Net Deferred</i>
<i>Deferred Amounts Related to Pensions</i>	<i>Outflows of</i>	<i>Inflows of</i>	<i>Inflows of</i>
	<i>Resources</i>	<i>Resources</i>	<i>Resources</i>
<i>Deferred Amounts to be Recognized in Pension Expense in Future Periods</i>			
<i>Differences between expected and actual experience</i>	-	-	-
<i>Changes of assumptions</i>	-	-	-
<i>Net difference between projected and actual earnings on pension plan investments</i>	273,371	760,149	(486,778)
<i>Total Deferred Amounts to be recognized in pension expense in future periods</i>	273,371	760,149	(486,778)
<i>Pension Contributions made subsequent to the Measurement Date</i>	-	-	-
<i>Total Deferred Amounts Related to Pensions</i>	273,371	760,149	(486,778)

Amounts reported as deferred outflows of resources and deferred inflows of resources for the elected county officials plan related to pensions will be recognized in pension expense in future periods as follows:

<i>Year ending</i>	<i>Net Deferred flows</i>
<i>November 30,</i>	<i>of Resources</i>
2022	(158,868)
2023	(56,994)
2024	(193,679)
2025	(77,237)
2026	-
<i>Total</i>	<i>(486,778)</i>

The pension liability and related deferred outflows of resources and deferred inflows of resources for all three pension plans are reported in the statement of net position at November 30, 2021 as follows -

MENARD COUNTY, ILLINOIS

Notes to Basic Financial Statements – Continued

	<i>Governmental</i>	<i>Business-type</i>	
	<i>Activities</i>	<i>Activities</i>	<i>Total</i>
<i>Net pension liability(asset)</i>			
<i>Regular plan(RP)</i>	<i>(1,816,759)</i>	<i>(1,427,454)</i>	<i>(3,244,213)</i>
<i>Sheriffs' Law Enforcement Personnel Plan(SLEP)</i>	<i>350,180</i>	<i>-</i>	<i>350,180</i>
<i>Elected County Officials Plan(ECO)</i>	<i>(102,693)</i>	<i>-</i>	<i>(102,693)</i>
<i>Total net pension liability</i>	<i>(1,569,272)</i>	<i>(1,427,454)</i>	<i>(2,996,726)</i>
<i>Deferred outflows of resources</i>			
<i>Regular plan(RP)</i>	<i>985,361</i>	<i>774,212</i>	<i>1,759,573</i>
<i>Sheriff's Law Enforcement Personnel Plan(SLEP)</i>	<i>726,239</i>	<i>-</i>	<i>726,239</i>
<i>Elected County Officials Plan(ECO)</i>	<i>273,371</i>	<i>-</i>	<i>273,371</i>
<i>Total deferred outflows of resources</i>	<i>1,984,971</i>	<i>774,212</i>	<i>2,759,183</i>
<i>Deferred inflows of resources</i>			
<i>Regular plan(RP)</i>	<i>1,900,583</i>	<i>1,493,316</i>	<i>3,393,899</i>
<i>Sheriff's Law Enforcement Personnel Plan(SLEP)</i>	<i>921,874</i>	<i>-</i>	<i>921,874</i>
<i>Elected County Officials Plan(ECO)</i>	<i>760,149</i>	<i>-</i>	<i>760,149</i>
<i>Total deferred inflows of resources</i>	<i>3,582,606</i>	<i>1,493,316</i>	<i>5,075,922</i>

12. DEFERRED COMPENSATION PLANS

The County sponsors deferred compensation plans created in accordance with Internal Revenue Code Section 457. The plans are available to all County employees at their option and permit participants to defer a portion of their salary until future years. The deferred compensation and accumulated earnings are not available to participants until termination, retirement, death or unforeseeable emergency. The plans' assets have been placed in trust for the exclusive benefit of plan participants and are not included in the County's financial statements. The County has no fiduciary responsibility for the plans' assets.

13. POSTEMPLOYMENT BENEFITS

In addition to providing pension benefits that are discussed in Note 11, the County is required to make available postemployment health care benefits (OPEB) for retired employees. The benefits, the benefit levels, retirees' contributions, and the County's contribution, if any, are all governed and determined by the County Board. A formal documented plan has not been established.

The continued health coverage is provided through the Health Options for Public Entities (HOPE) Joint Self Insurance Risk Pool Association at rates established by the association. To be eligible for benefits, an employee must qualify for retirement through one of the County's three IMRF defined benefit plans. The County requires retirees to contribute all of the premium amount established by the Association. To date, only two retirees have availed themselves of this benefit. Both are former *governmental activities*' employees. However, this benefit is available to all retired County employees, including retirees, if any, from the County's *Business-type activities*, the Sunny Acres Nursing Home Funds.

MENARD COUNTY, ILLINOIS

Notes to Basic Financial Statements – Continued

Generally accepted accounting principles for postemployment benefits provided by state and local governments require the adoption and implementation of Governmental Accounting Standards Board (GASB) Statement No. 75, *Accounting and Financial Reporting for Postemployment Benefits, Other Than Pensions*. This standard had an implementation date of November 30, 2018. It has several technical and complex requirements including, actuarial determinations; alternative measurement methods; and comprehensive disclosure requirements.

The County has not yet adopted GASB Statement No. 75. Management believes that future instances of retiring employees availing themselves of this benefit will not be significant. However, in lieu of an actuarial determination and or a special computational determination, management recorded estimates of both the cumulative liability at November 30, 2019 and opted to maintain that estimate through 2021, for both its' *Governmental activities* and its *Business-type activities* as follows.

	<i>November 30,</i>		<i>November 30,</i>
	<i>2020</i>	<i>Increase</i>	<i>2021</i>
	<i>Liability</i>	<i>(Decrease)</i>	<i>Liability</i>
<i>Governmental activities</i>	<i>200,000</i>	<i>-</i>	<i>200,000</i>
<i>Business-type activities</i>	<i>100,000</i>	<i>-</i>	<i>100,000</i>
<i>Total</i>	<i>300,000</i>	<i>-</i>	<i>300,000</i>

14. INTEREST EXPENSE

There were no interest costs incurred by the *governmental activities*. The *business-type activities* did not incur any interest costs.

15. ECONOMIC DEPENDENCY

Local Illinois governments and other organizations are currently confronted with what can become or seems like unprecedented circumstances and challenges as consequences of decreases in tax revenues, grant revenues, and reimbursements for the actual costs of provided services. Constraints on liquidity and difficulty obtaining financing can also result.

Emergency Medical Services' operations are funded with both Medicare and Medicaid revenues.

Many Sunny Acres' Nursing Home's residents receive Medicaid insurance benefits through the State of Illinois Department of Healthcare and Family Services. In these instances, a substantial portion of the nursing home's fee for resident care services is received directly from the State of Illinois. Amounts due from the State of Illinois for Medicaid reimbursements generally are in arrears three to five months. Sunny Acres began providing Medicare services to eligible residents in late 2004. Approximately eighty percent of the nursing home's revenue is derived through and from Medicare and Medicaid.

Management continues to evaluate the near term and short term economic impact on the long-term care industry resulting from the COVID-19 pandemic conditions as well as the related federal, state, and local response directives.

16. RISK MANAGEMENT

The County participates in the Health Option for Public Entities (HOPE) Joint Self-Insurance Risk Pool for healthcare coverage. HOPE is a risk pool association that is maintained by a third-party administrator and is responsible for claims administration and risk data reporting. The HOPE pool establishes the monthly contribution rates for participating County employees based upon different plan options. These monthly premium amounts are funded by both the County and participating employee. In the event that the Hope Pool determines that the trust's assets are insufficient to fund the trust's liabilities, the County can be assessed an additional contribution to the trust limited to 10% of its most aggregate annual contribution; to date this additional contribution has not been required.

Menard County participates in the Illinois Counties Risk Management Trust to finance and manage its potential risk of loss related to torts; theft of, damage to, and destruction of assets; errors and omissions; injuries to employees; and natural disaster. This is an arrangement by which certain Illinois counties pool risks and funds and participate and share in the costs of reinsurance arrangements. There was no significant reduction in risk coverage from 2018.

The County is self-insured for State of Illinois unemployment compensation purposes. Such costs, if any, are funded after notification from the State of Illinois.

17. CONTINGENCIES

The County participates in several Federal and State award programs and derives revenues from Medicare and Medicaid. These programs are subject to program compliance audits by the grantors or their representatives. Management believes that any liability for reimbursement, if any, which may arise, as the result of these audits will not significantly impact the County's financial position.

From time to time, in the ordinary course of business, Sunny Acres Nursing Home can be subjected to loss contingencies arising from monitoring activities conducted and administered by certain federal and state agencies. Management believes that any loss arising from these regulatory activities, if any, will not significantly impact the nursing home's net financial position.

18. SUBSEQUENT EVENTS and UNCERTAINTY

Subsequent events were evaluated through August 30, 2022; the date the financial statements were available for issuance. Events or transactions occurring after November 30, 2021 and through August 30, 2022, if any, that provided additional evidence about conditions that existed at November 30, 2021 have been recognized in the basic financial statements.

Menard County is required to have what is commonly known as a 'single audit' for the year ended November 30, 2021. A 'single audit' is a rigorous organization-wide audit or examination of a reporting entity that annually expends more than \$750,000 in federal financial assistance received for its operations. The audit objective is to provide assurance to the United States federal government as to the management and use of such funds by the recipients. Menard County's, including its nursing home, volume of expenditures of federal assistance has increased substantially as a consequence of federal financial assistance received from certain State of Illinois agencies' and Federal agencies' fiscal response to the Covid-19 Pandemic. Management expects that the compliance component of the single audit process for 2021 will be satisfactorily completed during the month of September, 2022 by a successor independent auditor.

The commissioners and management continue to evaluate what appears to be a unilateral change in the Medicaid reimbursement methodology for Sunny Acres Nursing Home by the State of Illinois Department of Healthcare and Family Services during 2020 and continuing into 2021 and 2022. It is possible that a significant amount of what was previously designated as “Medicaid supplementary” revenues have remained on deposit with the Sunny Acres ‘operations’ component rather than transferred to Sunny Acres’ ‘capital reserve’ component. The financial statements do not include any adjustments, if any, that might result or have resulted from the eventual outcome of this uncertainty. The history of the methodology for the reimbursement process is discussed more fully in Note 8 to the basic financial statements.

19. RESTATEMENT, PRIOR PERIOD ADJUSTMENT

Management recently reassessed the timing of expenditures of federal assistance between 2020 and 2021 for the County’s *business-type activities* resulting in a \$191,460 increase in federal grant and stimulus income earned for 2020 and a corresponding decrease in deferred income at November 30, 2020. This restatement for 2020 has been accounted for and reported as a prior period adjustment of beginning net assets, an increase of \$191,460, for 2021.

MENARD COUNTY, ILLINOIS

GENERAL FUND

BUDGETARY COMPARISON SCHEDULE
FOR THE YEAR ENDED NOVEMBER 30, 2021

	2021		Actual Amounts	Variances - Positive (Negative)	
	Budgeted Amounts			Budget	Budget Final to
	Original	Final		Original to Final	Actual
REVENUES					
Property taxes	\$ 1,040,451	\$ 1,040,451	\$ 1,031,387	\$ -	\$ (9,064)
Federal and State payments	1,646,323	1,646,323	2,170,543	-	524,220
Fines, fees, forfeitures and licenses	355,250	355,250	992,748	-	637,498
Charges for services	124,000	124,000	114,000	-	*
Other	3,275	3,275	10,098	-	6,823
Interest	35,000	35,000	24,266	-	(10,734)
Total revenues	3,204,299	3,204,299	4,343,042	-	1,148,743
EXPENDITURES					
General government	1,302,562	1,302,562	1,203,564	-	98,998
Public safety	1,615,933	1,615,933	1,556,849	-	59,084
Judiciary and court	724,845	724,845	697,740	-	27,105
County development	6,250	6,250	6,250	-	-
Total expenditures	3,649,590	3,649,590	3,464,403	-	185,187
EXCESS REVENUES OVER (UNDER) EXPENDITURES	(445,291)	(445,291)	878,639	-	1,333,930
OTHER FINANCING SOURCES (USES)					
Operating transfers in (out):					
From Sunny Acres Nursing Home Fund	60,000	60,000	60,000	-	-
From County Clerk Document Storage Fund	10,000	10,000	10,000	-	-
From County Farm Fund	46,000	46,000	46,000	-	-
From GIS Fund	30,000	30,000	30,000	-	-
From Probation Services Fund	2,457	2,457	2,457	-	-
To Health Department Fund	(37,448)	(37,448)	(37,448)	-	-
To Animal Control Fund	(55,000)	(55,000)	(55,000)	-	-
To County Elections Fund	(60,000)	(60,000)	(60,000)	-	-
To Building Improvement Fund	(100,000)	(100,000)	(100,000)	-	-
Total other financing sources (uses)	(103,991)	(103,991)	(103,991)	-	-
NET CHANGE IN FUND BALANCE	(549,282)	(549,282)	774,648	-	1,333,930
FUND BALANCE - BEGINNING	1,055,840	1,055,840	1,619,141	-	563,301
FUND BALANCE - ENDING	\$ 506,558	\$ 506,558	\$ 2,393,789	\$ -	\$ 1,897,231

MENARD COUNTY, ILLINOIS

GENERAL FUND

BUDGETARY COMPARISON SCHEDULE
FOR THE YEAR ENDED NOVEMBER 30, 2021

	2021		Actual Amounts	Variances - Positive (Negative)	
	Budgeted Amounts			Budget	Budget Final to
	Original	Final		Original to Final	Actual
REVENUES					
Real estate taxes	\$ 1,035,250	\$ 1,035,250	\$ 1,026,753	\$ -	\$ (8,497)
Mobile home privilege taxes	401	401	350	-	(51)
Shelter rent in lieu of taxes	4,800	4,800	4,284	-	(516)
Federal and State payments:					
Personal property replacement tax	75,643	75,643	108,250	-	32,607
Sales tax	365,357	365,357	572,045	-	206,688
County supplemental sales tax	155,489	155,489	191,406	-	35,917
State income tax	682,890	682,890	910,125	-	227,235
Salary reimbursements	346,944	346,944	368,749	-	21,805
Federal awards	-	-	-	-	-
State awards	20,000	20,000	19,968	-	(32)
Fines, fees, forfeitures and licenses:					
Community benefit fees	-	-	603,473	-	603,473
Circuit Clerk fees and fines	90,000	90,000	89,872	-	(128)
County Clerk fees	160,000	160,000	208,740	-	48,740
Treasurer and Collector fees	32,000	32,000	37,873	-	5,873
County Sheriff fees	15,000	15,000	15,770	-	770
State's Attorney fees	4,500	4,500	4,341	-	(159)
Zoning fees	8,000	8,000	12,384	-	4,384
Other	45,750	45,750	20,295	-	(25,455)
Charges for services:					
Housing federal prisoners and others	10,000	10,000	-	-	(10,000)
Salary reimbursements	114,000	114,000	114,000	-	-
Other	3,275	3,275	10,098	-	6,823
Interest	35,000	35,000	24,266	-	(10,734)
TOTAL REVENUES	\$ 3,204,299	\$ 3,204,299	\$ 4,343,042	\$ -	\$ 1,138,743

MENARD COUNTY, ILLINOIS

GENERAL FUND

BUDGETARY COMPARISON SCHEDULE
FOR THE YEAR ENDED NOVEMBER 30, 2021

	2021		Actual Amounts	Variances - Positive (Negative)	
	Budgeted Amounts			Budget	Budget Final to
	Original	Final		Original to Final	Actual
EXPENDITURES					
General government:					
Building and grounds - Courthouse:					
Salaries of custodians	\$ 51,956	\$ 51,956	\$ 46,186	\$ -	\$ 5,770
Operating fuel	300	300	100	-	200
Electrical, plumbing, etc	1,000	1,000	569	-	431
Building repairs and maintenance	21,000	21,000	20,650	-	350
Landscaping	2,500	2,500	200	-	2,300
Electricity and natural gas	24,000	24,000	18,780	-	5,220
Water and sewer	1,500	1,500	2,010	-	(510)
Garbage disposal	750	750	659	-	91
Sanitation, cleaning, disinfecting	8,000	8,000	5,425	-	2,575
Total building and grounds - Courthouse	111,006	111,006	94,579	-	16,427
Office of County Clerk and Recorder:					
Salary of County Clerk and Recorder	59,980	59,980	59,980	-	-
Salaries and wages	97,575	97,575	97,574	-	1
Stationery and office supplies	4,750	4,750	5,331	-	(581)
Office equipment	300	300	-	-	300
Copy machine supplies	1,800	1,800	1,558	-	242
Books, periodicals, manuals	-	-	-	-	-
Postage	4,200	4,200	3,965	-	235
Auto mileage and travel expense	1,400	1,400	928	-	472
Legal notices or publishing	100	100	-	-	100
Printing, duplication, binding	100	100	-	-	100
Telephone	-	-	-	-	-
Maintenance of office equipment	600	600	-	-	600
Dues and memberships	800	800	840	-	(40)
Instruction and schooling	250	250	250	-	-
Computer related	1,200	1,200	558	-	642
Total County Clerk and Recorder	173,055	173,055	170,984	-	2,071

MENARD COUNTY, ILLINOIS

GENERAL FUND

BUDGETARY COMPARISON SCHEDULE
FOR THE YEAR ENDED NOVEMBER 30, 2021

	2021		Actual Amounts	Variances - Positive (Negative)	
	Budgeted Amounts			Budget	Budget Final to
	Original	Final		Original to Final	Actual
EXPENDITURES					
General government (continued)					
Office of County Treasurer and Collector					
Salary of County Treasurer and Collector	67,980	67,980	67,980	-	-
Salaries and wages	63,172	63,172	47,089	-	16,083
Stationery and office supplies	4,200	4,200	833	-	3,367
Office equipment	250	250	37	-	213
Books, periodicals, manuals	-	-	-	-	-
Computer related	-	-	-	-	-
Auto mileage	200	200	99	-	101
Postage	1,000	1,000	975	-	25
Travel expense	300	300	-	-	300
Legal notices or publishing	800	800	262	-	538
Printing, duplicating, binding	1,550	1,550	4,542	-	(2,992)
Telephone	-	-	-	-	-
Maintenance of office equipment	1,719	1,719	1,601	-	118
Dues and memberships	150	150	300	-	(150)
Instruction and schooling	300	300	-	-	300
Total County Treasurer and Collector	141,621	141,621	123,718	-	17,903
Office of Supervisor of Assessments:					
Salary of Supervisor of Assessments (50% reimbursed by the State of Illinois)	62,338	62,338	62,338	-	-
Salaries and wages	74,312	74,312	69,312	-	5,000
Per diem	400	400	150	-	250
Stationery and office supplies	1,000	1,000	1,094	-	(94)
Office equipment	1,000	1,000	895	-	105
Books, periodicals, manuals	400	400	120	-	280
Computer related	1,000	1,000	99	-	901
Professional fees - appraisals	500	500	-	-	500
Auto mileage	1,200	1,200	-	-	1,200
Postage	1,500	1,500	1,042	-	458
Telephone	-	-	-	-	-
Travel expense and convention	2,000	2,000	-	-	2,000
Legal notices or publishing	6,000	6,000	6,531	-	(531)
Printing, duplicating, binding	1,800	1,800	2,116	-	(316)
Dues and memberships	500	500	125	-	375
Instruction and schooling	2,000	2,000	1,736	-	264
Mapping maintenance	2,000	2,000	-	-	2,000
Total Supervisor of Assessments	157,950	157,950	145,558	-	12,392

MENARD COUNTY, ILLINOIS

GENERAL FUND

BUDGETARY COMPARISON SCHEDULE
FOR THE YEAR ENDED NOVEMBER 30, 2021

	2021		Actual Amounts	Variances - Positive (Negative)	
	Budgeted Amounts			Budget	Budget Final to
	Original	Final		Original to Final	Actual
EXPENDITURES					
General government (continued)					
County Coordinator, Zoning, and GIS:					
Salaries and wages	96,609	96,609	79,078	-	17,531
Per diem	3,000	3,000	1,143	-	1,857
Stationery and office supplies	150	150	152	-	(2)
Office equipment	200	200	233	-	(33)
Postage	400	400	394	-	6
Books, periodicals, manuals	100	100	-	-	100
Computer related	-	-	-	-	-
Auto mileage	800	800	422	-	378
Travel expense	400	400	-	-	400
Legal notices or publishing	1,400	1,400	1,309	-	91
Printing, duplicating, binding	-	-	-	-	-
Telephone	-	-	-	-	-
Dues and memberships	100	100	25	-	75
Instruction and schooling	650	650	-	-	650
Office equipment greater than \$500	-	-	-	-	-
Total County Coordinator, Zoning, and GIS	103,809	103,809	82,756	-	21,053
Other:					
Salaries and wages	-	-	-	-	-
Compensation of County Commissioners	40,000	40,000	40,000	-	-
Per diem	1,000	1,000	736	-	264
Stationary and office supplies	3,500	3,500	2,914	-	586
Books, periodicals, manuals	-	-	-	-	-
Information technology	65,200	65,200	53,534	-	11,666
County's share of expenses of Regional Superintendent of Schools' Office	39,118	39,118	39,118	-	-
Inquest and autopsy fees	25,000	25,000	29,747	-	(4,747)
State of Illinois revenue stamps	65,000	65,000	73,914	-	(8,914)
Auditing and accounting services	51,727	51,727	50,918	-	809
Consulting and legal services	20,026	20,026	16,194	-	3,832
Auto mileage and travel	2,350	2,350	228	-	2,122
Office equipment	2,700	2,700	1,255	-	1,445
Legal notices or publishing	800	800	1,630	-	(830)
Printing, duplicating, and binding	-	-	-	-	-
Court reporting	-	-	-	-	-
Health Insurance	265,200	265,200	240,261	-	24,939
Telephone	3,900	3,900	4,792	-	(892)
Dues and memberships	2,100	2,100	1,531	-	569
Contingencies	20,000	20,000	20,000	-	-
Other	7,500	7,500	2,585	-	4,915
Office equipment over \$500	-	-	6,612	-	(6,612)
Total other expenditures	615,121	615,121	585,969	-	29,152
Total general government	1,302,562	1,302,562	1,203,564	-	98,998

MENARD COUNTY, ILLINOIS

GENERAL FUND

BUDGETARY COMARISON SCHEDULE
FOR THE YEAR ENDED NOVEMBER 30, 2021

	2021		Variances - Positive (Negative)	
	Budgeted Amounts		Budget	Budget Final to
	Original	Final	Original to Final	Actual
EXPENDITURES				
Public safety:				
Office of County Sheriff - Law Enforcement:				
Salary of Sheriff	72,099	72,099	72,098	1
Other salaries and wages	1,173,284	1,173,284	1,178,086	(4,802)
CIEG task force	20,000	20,000	5,000	15,000
Stationery and supplies	3,000	3,000	1,924	1,076
Copy machine supplies	400	400	130	270
Books, periodicals, manuals	300	300	284	16
Office equipment	1,500	1,500	1,311	189
Computer related	7,000	7,000	4,291	2,709
Inmate supplies	2,500	2,500	3,038	(538)
Medical, dental, and nursing fees	47,000	47,000	45,626	1,374
Prisoner food and meals	30,000	30,000	27,993	2,007
Gasoline, equipment, and supplies	36,500	36,500	34,825	1,675
Clothing, uniforms	15,000	15,000	15,985	(985)
Operational supplies	3,000	3,000	1,585	1,415
Towing and hauling	1,000	1,000	60	940
Postage	2,500	2,500	836	1,664
Legal notices or publishing	350	350	29	321
Electricity and gas	13,000	13,000	10,159	2,841
Telephone	16,000	16,000	14,683	1,317
Water and sewer	3,800	3,800	3,056	744
Garbage disposal	1,000	1,000	876	124
Automobile maintenance	20,000	20,000	16,212	3,788
Mobile equipment maintenance	4,000	4,000	1,510	2,490
Office equipment maintenance	5,500	5,500	7,102	(1,602)
Office equipment leases	14,500	14,500	11,437	3,063
Dues and memberships	3,000	3,000	2,470	530
Janitorial	7,000	7,000	4,151	2,849
Housing prisoners in other counties	10,000	10,000	-	10,000
Travel expense	4,000	4,000	2,110	1,890
Convention	1,200	1,200	450	750
Instruction and schooling	8,500	8,500	3,184	5,316
County Sheriff (carried forward)	1,526,933	1,526,933	1,470,501	56,432

MENARD COUNTY, ILLINOIS

GENERAL FUND

BUDGETARY COMPARISON SCHEDULE
FOR THE YEAR ENDED NOVEMBER 30, 2021

EXPENDITURES	2021		Actual Amounts	Variances - Positive (Negative)	
	Budgeted Amounts			Budget	Budget Final to
	Original	Final		Original to Final	Actual
Public safety (continued)					
Office of County Sheriff - Law Enforcement:					
County Sheriff (brought forward)	1,526,933	1,526,933	1,470,501	-	56,432
Investigation costs	-	-	-	-	-
Photographic equipment	-	-	-	-	-
Automotive equipment	60,000	60,000	69,255	-	(9,255)
Office equipment	1,500	1,500	1,175	-	325
Jail repair and maintenance	25,000	25,000	15,170	-	9,830
Other	2,500	2,500	748	-	1,752
Total Public Safety	1,615,933	1,615,933	1,556,849	-	59,084
Judiciary and court related:					
Office of State's Attorney:					
Salary of State's Attorney (88% reimbursed by the State of Illinois)	138,500	138,500	140,047	-	(1,547)
Other salaries and wages	100,428	100,428	97,896	-	2,532
Stationery and office supplies	4,000	4,000	3,903	-	97
Office equipment	500	500	309	-	191
Copy machine supplies	2,000	2,000	2,270	-	(270)
Books, periodicals, manuals	4,300	4,300	3,694	-	606
Computer related	-	-	-	-	-
Court reporting	500	500	192	-	308
Witness fees	1,000	1,000	-	-	1,000
Postage	1,000	1,000	500	-	500
Travel	1,200	1,200	-	-	1,200
Legal notices or publishing	2,000	2,000	775	-	1,225
Telephone	-	-	-	-	-
Office equipment maintenance	200	200	-	-	200
Dues and memberships	1,000	1,000	755	-	245
Instruction and schooling	750	750	-	-	750
Investigation expense	1,500	1,500	1,235	-	265
Miscellaneous fees	100	100	-	-	100
State's Attorney appellate service	5,500	5,500	5,500	-	-
Total State's Attorney	264,478	264,478	257,076	-	7,402

MENARD COUNTY, ILLINOIS

GENERAL FUND

BUDGETARY COMPARISON SCHEDULE
FOR THE YEAR ENDED NOVEMBER 30, 2021

	2021		Actual Amounts	Variances - Positive (Negative)	
	Budgeted Amounts			Budget	Budget Final to
	Original	Final		Original to Final	Actual
EXPENDITURES					
Judiciary and court related (continued)					
Office of Circuit Clerk:					
Salary of Circuit Clerk	62,338	62,338	62,338	-	-
Other salaries and wages	106,000	106,000	103,000	-	3,000
Stationery and office supplies	5,000	5,000	2,443	-	2,557
Copy machine supplies	-	-	-	-	-
Books, periodicals, manuals	-	-	-	-	-
Computer related	-	-	-	-	-
Auto mileage	200	200	135	-	65
Postage	4,000	4,000	3,980	-	20
Printing, duplicating, binding	-	-	-	-	-
Telephone	1,650	1,650	1,609	-	41
Office equipment maintenance	-	-	-	-	-
Office equipment rental	2,300	2,300	1,703	-	597
Dues and memberships	250	250	225	-	25
Total Circuit Clerk	181,738	181,738	175,433	-	6,305
The Courts of Menard County:					
Juror fees	5,500	5,500	351	-	5,149
Office equipment	1,000	1,000	-	-	1,000
Stationery and office supplies	1,500	1,500	1,190	-	310
Books, periodicals, manuals	10,000	10,000	10,418	-	(418)
Jurors' food and meals	1,000	1,000	-	-	1,000
Computer related	-	-	-	-	-
Court reporting	5,000	5,000	4,136	-	864
Legal - guardian ad litem, attorney fees, judge's salary, etc.	94,100	94,100	88,900	-	5,200
Services for juveniles	1,000	1,000	-	-	1,000
Witnesses	13,000	13,000	-	-	13,000
Auto mileage	400	400	13,000	-	(12,600)
Travel expenses	500	500	-	-	500
Telephone	-	-	-	-	-
Medical, dental and nursing fees	2,500	2,500	7,273	-	(4,773)
Instruction and schooling	1,000	1,000	689	-	311
Office equipment maintenance	1,000	1,000	266	-	734
Other	500	500	160	-	340
Postage	100	100	-	-	100
Dues and memberships	350	350	-	-	350
Office equipment greater than \$500	-	-	-	-	-
Total Courts of Menard County	138,450	138,450	126,383	-	12,067

MENARD COUNTY, ILLINOIS

GENERAL FUND

BUDGETARY COMPARISON SCHEDULE
FOR THE YEAR ENDED NOVEMBER 30, 2021

	2021		Actual Amounts	Variances - Positive (Negative)	
	Budgeted Amounts			Budget	Budget Final to
	Original	Final		Original to Final	Actual
EXPENDITURES					
Judiciary and court related (continued)					
Probation office:					
Salaries and wages (66% reimbursed by the State of Illinois)	136,179	136,179	136,193	-	(14)
Stationery and office supplies	800	800	804	-	(4)
Computer related	-	-	65	-	(65)
Travel and auto mileage	-	-	-	-	-
Legal notices or publishing	-	-	-	-	-
Postage	300	300	150	-	150
Telephone	-	-	-	-	-
Instruction and Schooling	-	-	-	-	-
Office equipment	2,900	2,900	1,636	-	1,264
Total probation office	140,179	140,179	138,848	-	1,331
Total judiciary and court related	724,845	724,845	697,740	-	27,105
County development:					
Soil Conservation	6,250	6,250	6,250	-	-
Total County development	6,250	6,250	6,250	-	-
Total Expenditures	\$ 3,649,590	\$ 3,649,590	\$ 3,464,403	\$ -	\$ 185,187

MENARD COUNTY, ILLINOIS

LIABILITY AND INSURANCE FUND

BUDGETARY COMPARISON SCHEDULE
FOR THE YEAR ENDED NOVEMBER 30, 2021

	2021		Variances - Positive (Negative)	
	Budgeted Amounts		Budget	Budget Final to
	Original	Final	Original to Final	Actual
REVENUES				
Property taxes	\$ 334,773	\$ 334,773	\$ -	\$ 7,774
Interest	-	-	-	-
Total revenues	<u>334,773</u>	<u>334,773</u>	<u>-</u>	<u>7,774</u>
EXPENDITURES				
Risk management				
Liability and insurance	244,577	244,577	-	32,683
Total expenditures	<u>244,577</u>	<u>244,577</u>	<u>-</u>	<u>32,683</u>
EXCESS REVENUES OVER (UNDER) EXPENDITURES	90,196	90,196	-	40,457
FUND BALANCE - BEGINNING	<u>843,115</u>	<u>843,115</u>	<u>-</u>	<u>5,667</u>
FUND BALANCE - ENDING	<u>\$ 933,311</u>	<u>\$ 933,311</u>	<u>\$ -</u>	<u>\$ 46,124</u>

MENARD COUNTY, ILLINOIS

MENARD COUNTY ARPA FUND

BUDGETARY COMPARISON SCHEDULE
FOR THE YEAR ENDED NOVEMBER 30, 2021

	2021		Variances - Positive (Negative)	
	Budgeted Amounts	Actual	Budget	Budget Final to
	Original	Final	Original to	Final to
		Amounts	Final	Actual
REVENUES				
Federal and State payments	\$ -	\$ -	\$ 10,000	\$ -
Interest	-	-	2,335	-
Total revenues	-	-	12,335	-
EXPENDITURES				
General government	-	-	10,000	-
Total expenditures	-	-	10,000	-
EXCESS REVENUES OVER (UNDER) EXPENDITURES	-	-	2,335	-
FUND BALANCE - BEGINNING	-	-	-	-
FUND BALANCE - ENDING	\$ -	\$ -	\$ 2,335	\$ -

Note—

A budget was not established for this fund because the funds were not known and anticipated prior to approval of the County's budget document.

MENARD COUNTY, ILLINOIS

EMERGENCY MEDICAL SERVICES FUND

BUDGETARY COMPARISON SCHEDULE
FOR THE YEAR ENDED NOVEMBER 30, 2021

	2021		Actual Amounts	Variances - Positive (Negative)	
	Budgeted Amounts			Budget	Budget Final to
	Original	Final		Original to Final	Actual
REVENUES					
Property taxes	\$ 362,300	\$ 362,300	\$ 362,239	\$ -	\$ (61)
Public safety sales tax	465,000	465,000	648,773	-	183,773
Federal and State payments	19,000	19,000	31,655	-	12,655
Charges for services	498,000	498,000	552,767	-	54,767
Other	5,000	5,000	400	-	(4,600)
Interest	-	-	2,767	-	2,767
Total revenues	1,349,300	1,349,300	1,598,601	-	249,301
EXPENDITURES					
Public safety:					
Salaries and wages	815,700	815,700	835,472	-	(19,772)
Retirement	111,000	111,000	112,412	-	(1,412)
Unemployment compensation	-	-	-	-	-
Health insurance	65,000	65,000	103,187	-	(38,187)
Insurance and risk management	41,584	41,584	40,656	-	928
Operational	49,000	49,000	48,202	-	798
Repair and maintenance	20,500	20,500	23,431	-	(2,931)
Rents and leases	24,000	24,000	24,000	-	-
Telephone	10,000	10,000	10,841	-	(841)
Professional assistance	35,000	35,000	34,204	-	796
Other	25,000	25,000	19,167	-	5,833
Equipment acquisitions and improvements	116,500	116,500	79,948	-	36,552
Interest expense	-	-	-	-	-
Total expenditures	1,313,284	1,313,284	1,331,520	-	(18,236)
EXCESS REVENUES OVER (UNDER) EXPENDITURES	36,016	36,016	267,081	-	231,065
OTHER FINANCING SOURCES (USES)					
Operating transfers in (out)					
To General Fund	-	-	-	-	-
To Court Security Fund	(30,000)	(30,000)	(30,000)	-	-
Total other financing sources	(30,000)	(30,000)	(30,000)	-	-
NET CHANGE IN FUND BALANCE	6,016	6,016	237,081	-	231,065
FUND BALANCE - BEGINNING	897,908	897,908	1,090,329	-	192,421
FUND BALANCE - ENDING	\$ 903,924	\$ 903,924	\$ 1,327,410	\$ -	\$ 423,486

MENARD COUNTY, ILLINOIS

RETIREMENT AND FICA FUND

BUDGETARY COMPARISON SCHEDULE
FOR THE YEAR ENDED NOVEMBER 30, 2021

	2021		Variances - Positive (Negative)		
	Budgeted Amounts		Actual Amounts	Budget Original to Final	Budget Final to Actual
	Original	Final			
REVENUES					
Property taxes	\$ 663,095	\$ 663,095	\$ 658,842	\$ -	\$ (4,253)
Federal and State payments	22,726	22,726	20,442	-	(2,284)
Total revenues	685,821	685,821	679,284	-	(6,537)
EXPENDITURES					
Pensions and fica					
Imrf employer's portion	404,708	404,708	276,234	-	128,474
Fica employer's portion	212,933	212,933	208,626	-	4,307
Total expenditures	617,641	617,641	484,860	-	132,781
EXCESS REVENUES OVER (UNDER) EXPENDITURES	68,180	68,180	194,424	-	126,244
FUND BALANCE - BEGINNING	1,357,474	1,357,474	1,345,598	-	(11,876)
FUND BALANCE - ENDING	\$ 1,425,654	\$ 1,425,654	\$ 1,540,022	\$ -	\$ 114,368

MENARD COUNTY, ILLINOIS

COUNTY HIGHWAY FUND

BUDGETARY COMPARISON SCHEDULE
FOR THE YEAR ENDED NOVEMBER 30, 2021

	2021		Actual Amounts	Variances - Positive (Negative)	
	Budgeted Amounts			Budget	Budget Final to
	Original	Final		Original to Final	Actual
REVENUES					
Property taxes	\$ 324,350	\$ 324,350	\$ 319,105	\$ -	\$ (5,245)
Federal and State payments	-	-	-	-	-
Charges for services	229,000	229,000	350,981	-	121,981
Other	6,000	6,000	36,873	-	30,873
Interest	10,000	10,000	7,300	-	(2,700)
Total revenues	569,350	569,350	714,259	-	144,909
EXPENDITURES					
Roads and bridges:					
Salaries and wages	305,100	305,100	295,834	-	9,266
Office	5,000	5,000	3,248	-	1,752
Operational	209,210	209,210	138,437	-	70,773
Professional fees	32,500	32,500	-	-	32,500
Transportation	-	-	-	-	-
Publishing and printing	-	-	-	-	-
Health and other insurance	43,100	43,100	43,751	-	(651)
Utilities	20,100	20,100	15,375	-	4,725
Repair and maintenance	60,500	60,500	59,440	-	1,060
Rents and leases	20,000	20,000	16,566	-	3,434
Right of way	5,000	5,000	-	-	5,000
Bridges and culverts	1,000	1,000	-	-	1,000
Road maintenance	10,000	10,000	-	-	10,000
Drainage improvements	5,000	5,000	-	-	5,000
Property acquisition	92,000	92,000	-	-	92,000
Equipment acquisitions	156,000	156,000	41,548	-	114,452
Other	29,000	29,000	21,012	-	7,988
Total roads and bridges	993,510	993,510	635,211	-	358,299
EXCESS REVENUES OVER (UNDER) EXPENDITURES	(424,160)	(424,160)	79,048	-	503,208
FUND BALANCE - BEGINNING	575,630	575,630	633,802	-	58,172
FUND BALANCE - ENDING	\$ 151,470	\$ 151,470	\$ 712,850	\$ -	\$ 561,380

MENARD COUNTY, ILLINOIS

COUNTY MOTOR FUEL TAX FUND

BUDGETARY COMPARISON SCHEDULE
FOR THE YEAR ENDED NOVEMBER 30, 2021

	2021		Actual Amounts	Variances - Positive (Negative)	
	Budgeted Amounts			Budget Original to	Budget Final to
	Original	Final		Final	Actual
REVENUES					
Federal and State payments	\$ 678,000	\$ 678,000	\$ 703,899	\$ -	\$ 25,899
Interest	300	300	1,045	-	745
Total revenues	678,300	678,300	704,944	-	26,644
EXPENDITURES					
Road and bridges:					
Salaries and wages	91,752	91,752	96,943	-	(5,191)
Stationery and supplies	100	100	-	-	100
Asphalt and road oil	127,000	127,000	170,992	-	(43,992)
Cinders	-	-	-	-	-
Salt	-	-	13,677	-	(13,677)
Aggregates	100,000	100,000	72,819	-	27,181
Centerline paint	-	-	-	-	-
Engineering	-	-	11,857	-	(11,857)
Hauling	1,000	1,000	-	-	1,000
Road maintenance	10,000	10,000	8,960	-	1,040
Rents and leases	75,000	20,000	52,749	55,000	(32,749)
Bridges and culverts	349,100	349,100	64,000	-	285,100
Road improvements	10,000	10,000	-	-	10,000
Total expenditures	763,952	708,952	491,997	55,000	216,955
EXCESS REVENUES OVER (UNDER) EXPENDITURES	(85,652)	(30,652)	212,947	55,000	243,599
FUND BALANCE - BEGINNING	419,498	419,498	572,744	-	153,246
FUND BALANCE - ENDING	\$ 333,846	\$ 388,846	\$ 785,691	\$ 55,000	\$ 396,845

MENARD COUNTY, ILLINOIS

MULTIYEAR SCHEDULE OF CHANGES IN NET PENSION LIABILITY AND RELATED RATIOS
REGULAR PLAN (RP)

November 30, 2021

Calendar Year Ended December 31,	2021	2020	2019	2018	2017	2016	2015	2014
Total Pension Liability								
Service Cost	\$ 505,416	\$ 527,371	\$ 526,132	457,156	536,042	570,840	522,198	564,017
Interest on the Total Pension Liability	1,771,990	1,682,529	1,600,831	1,544,897	1,540,025	1,470,216	1,344,225	1,237,178
Changes of Benefit Terms								
Differences Between Expected and Actual Experience of the Total Pension Liability	(141,097)	467,880	104,117	(145,581)	(421,135)	(193,984)	636,622	(170,800)
Changes of Assumptions		(249,657)		610,244	(605,914)			592,429
Benefit Payments, including Refunds of Employee Contributions	(1,228,062)	(1,138,357)	(1,071,290)	(967,529)	(921,697)	(876,064)	(818,924)	(730,319)
Net Change in Total Pension Liability	908,247	1,289,766	1,159,790	1,499,187	127,321	971,008	1,684,121	1,492,505
Total Pension Liability - Beginning	24,802,561	23,512,795	22,353,005	20,853,818	20,726,497	19,755,489	18,071,368	16,578,863
Total Pension Liability - Ending (A)	\$ 25,710,808	\$ 24,802,561	\$ 23,512,795	\$ 22,353,005	\$ 20,853,818	\$ 20,726,497	\$ 19,755,489	\$ 18,071,368
Plan Fiduciary Net Position								
Contributions - Employer	\$ 349,149	\$ 363,918	\$ 252,705	376,372	360,822	368,081	410,985	406,000
Contributions - Employees	252,719	256,413	254,311	224,104	230,524	249,281	268,096	236,595
Net Investment Income	4,716,167	3,505,100	3,993,171	(1,225,821)	3,521,541	1,309,971	96,845	1,120,791
Benefit Payments, including Refunds of Employee Contributions	(1,228,062)	(1,138,357)	(1,071,290)	(967,529)	(921,697)	(876,064)	(818,924)	(730,319)
Other (Net Transfer)	15,194	187,523	9,679	69,094	(336,610)	(138,606)	(325,720)	(11,699)
Net Change in Plan Fiduciary Net Position	4,105,167	3,174,597	3,438,576	(1,523,780)	2,854,580	1,032,663	(368,718)	1,021,368
Plan Fiduciary Net Position - Beginning	28,046,774	24,872,177	21,433,601	22,957,381	20,102,801	19,070,138	19,438,856	18,417,488
Plan Fiduciary Net Position - Ending (B)	\$ 32,151,941	\$ 28,046,774	\$ 24,872,177	\$ 21,433,601	\$ 22,957,381	\$ 20,102,801	\$ 19,070,138	\$ 19,438,856
Net Pension Liability (Asset) - Ending (A) - (B)	\$ (6,441,133)	\$ (3,244,213)	\$ (1,359,382)	\$ 919,404	\$ (2,103,563)	\$ 623,696	\$ 685,351	\$ (1,367,488)
Plan Fiduciary Net Position as a Percentage of the Total Pension Liability	125.05%	113.08%	105.78%	95.89%	110.09%	96.99%	96.53%	107.57%
Covered Valuation Payroll	\$ 5,498,392	\$ 5,546,619	\$ 5,331,350	\$ 5,065,382	\$ 4,814,936	\$ 5,213,616	\$ 5,375,153	\$ 4,897,706
Net Pension Liability as a Percentage of Covered Valuation Payroll	-117.15%	-58.49%	-25.50%	18.15%	-43.69%	11.96%	12.75%	-27.92%

Notes to Schedule:

This schedule is presented to illustrate the requirement to show information for 10 years. However, until a full 10 - year trend is compiled, information is presented only for those years for which information is available.

The December 31, 2020 data was used for the year ending November 30, 2021 financial reporting.

The December 31, 2021 data will be used for the year ending November 30, 2022 financial reporting.

MENARD COUNTY, ILLINOIS

MULTIYEAR SCHEDULE OF CHANGES IN NET PENSION LIABILITY AND RELATED RATIOS
SHERIFFS LAW ENFORCEMENT PLAN (SLEP)

November 30, 2021

Calendar Year Ended December 31,	2021	2020	2019	2018	2017	2016	2015	2014
Total Pension Liability								
Service Cost	\$ 80,677	\$ 89,979	\$ 88,326	\$ 88,723	\$ 92,163	\$ 99,088	\$ 90,052	\$ 108,322
Interest on the Total Pension Liability	399,820	365,693	381,319	365,897	348,497	341,429	319,282	292,493
Changes of Benefit Turns								
Differences Between Expected and Actual Experience of the Total Pension Liability	79,454	366,010	(399,498)	52,972	97,442	(126,566)	92,744	89,187
Changes of Assumptions	(288,580)	(57,815)	-	152,662	(55,791)	(11,988)	5,944	73,201
Benefit Payments, including Refunds of Employee Contributions		(288,417)	(284,588)	(273,642)	(223,538)	(209,319)	(212,199)	(170,202)
Net Change in Total Pension Liability	271,371	475,450	(214,441)	386,612	258,773	92,644	295,823	393,001
Total Pension Liability - Beginning	5,618,712	5,143,262	5,357,703	4,971,091	4,713,318	4,619,674	4,323,851	3,930,850
Total Pension Liability - Ending (A)	5,890,083	5,618,712	5,143,262	5,357,703	4,971,091	4,712,318	4,619,674	4,323,851
Plan Fiduciary Net Position								
Contributions - Employer	\$ 144,038	\$ 117,951	\$ 93,296	\$ 96,962	\$ 112,042	\$ 104,270	\$ 99,800	\$ 104,791
Contributions - Employees	41,060	33,220	36,731	39,978	40,332	36,391	55,599	60,353
Net Investment Income	905,005	644,478	831,402	(270,513)	714,471	269,479	18,932	219,548
Benefit Payments, including Refunds of Employee Contributions	(288,580)	(288,417)	(284,588)	(273,642)	(223,538)	(209,319)	(212,199)	(170,202)
Other (Net Transfer)	2,513	336,154	(477,471)	(29,632)	(77,825)	96,221	23,245	(1,444)
Net Change in Plan Fiduciary Net Position	804,036	843,386	199,370	(436,847)	565,482	297,042	(14,623)	213,046
Plan Fiduciary Net Position - Beginning	5,268,532	4,425,146	4,225,776	4,662,623	4,097,141	3,800,099	3,814,722	3,601,676
Plan Fiduciary Net Position - Ending (B)	6,072,568	5,268,532	4,425,146	4,225,776	4,662,623	4,097,141	3,800,099	3,814,722
Net Pension Liability (Asset) - Ending (A) - (B)	(182,485)	350,180	718,116	1,131,927	308,468	615,177	819,575	509,129
Plan Fiduciary Net Position as a Percentage of the Total Pension Liability	103.10%	93.77%	86.04%	78.87%	93.79%	86.95%	82.26%	88.23%
Covered Valuation Payroll	\$ 547,462	\$ 442,926	\$ 489,744	\$ 446,621	\$ 524,359	\$ 485,209	\$ 500,694	\$ 458,695
Net Pension Liability as a Percentage of Covered Valuation Payroll	-33.33%	79.06%	146.63%	253.44%	58.83%	126.79%	163.69%	111.00%

Notes to Schedule:

This schedule is presented to illustrate the requirement to show information for 10 years. However, until a full 10 - year trend is compiled, information is presented only for those years for which information is available.

The December 31, 2020 data was used for the year ending November 30, 2021 financial reporting.
The December 31, 2021 data will be used for the year ending November 30, 2022 financial reporting.

MENARD COUNTY, ILLINOIS

MULTIYEAR SCHEDULE OF CHANGES IN NET PENSION LIABILITY AND RELATED RATIOS
ELECTED COUNTY OFFICIALS PLAN (ECO)

November 30, 2021

Calendar Year Ended December 31,	2021	2020	2019	2018	2017	2016	2015	2014
Total Pension Liability								
Service Cost	\$ -	\$ 18,790	\$ 18,449	\$ 25,606	\$ 31,205	\$ 31,812	\$ 31,687	\$ 76,563
Interest on the Total Pension Liability								
Changes of Benefit Terms	359,022	343,746	348,476	354,032	352,782	351,690	341,132	240,734
Differences Between Expected and Actual Experience of the Total Pension Liability	(3,902)	228,624	(101,696)	(76,633)	(14,514)	(49,092)	81,467	1,146,664
Changes of Assumptions		(13,121)	-	120,882	(21,642)	(5,121)		160,053
Benefit Payments, including Refunds of Employee Contributions	(390,659)	(325,237)	(336,045)	(332,277)	(324,446)	(316,928)	(309,852)	(203,884)
Net Change in Total Pension Liability	(35,539)	252,802	(70,816)	91,610	23,385	12,361	144,434	1,420,130
Total Pension Liability - Beginning	5,147,356	4,894,554	4,965,370	4,873,760	4,850,375	4,838,014	4,693,580	3,273,450
Total Pension Liability - Ending (A)	5,111,817	5,147,356	4,894,554	4,965,370	4,873,760	4,850,375	4,838,014	4,693,580
Plan Fiduciary Net Position								
Contributions - Employer	\$ -	\$ 62,419	\$ 29,868	\$ 84,194	\$ 88,684	\$ 108,292	\$ 21,668	\$ 131,144
Contributions - Employees								
Net Investment Income	928,877	722,209	876,949	(334,060)	814,256	281,933	10,701	19,915
Benefit Payments, including Refunds of Employee Contributions	(390,659)	(325,237)	(336,045)	(332,277)	(324,446)	(316,928)	(309,852)	(203,884)
Other (Net Transfer)	82,006	43,728	(100,823)	121,700	(101,049)	27,026	262,475	262,481
Net Change in Plan Fiduciary Net Position	620,224	508,368	475,538	(450,152)	487,964	110,425	4,864	432,555
Plan Fiduciary Net Position - Beginning	5,250,049	4,741,681	4,266,143	4,716,295	4,228,331	4,117,906	4,113,042	3,680,487
Plan Fiduciary Net Position - Ending (B)	5,870,273	5,250,049	4,741,681	4,266,143	4,716,295	4,228,331	4,117,906	4,113,042
Net Pension Liability (Asset) - Ending (A) - (B)	(758,456)	(102,693)	152,873	699,227	157,465	622,044	720,108	580,538
Plan Fiduciary Net Position as a Percentage of the Total Pension Liability	114.84%	102.00%	96.88%	85.92%	96.77%	87.18%	85.12%	87.63%
Covered Valuation Payroll	\$ -	\$ 69,992	\$ 74,519	\$ 137,213	\$ 140,257	\$ 134,692	\$ 138,745	\$ 138,768
Net Pension Liability as a Percentage of Covered Valuation Payroll	0.00%	-146.72%	205.15%	509.59%	112.27%	461.83%	519.02%	418.35%

Notes to Schedule:

This schedule is presented to illustrate the requirement to show information for 10 years. However, until a full 10 - year trend is compiled, information is presented only for those years for which information is available.

The December 31, 2020 data was used for the year ending November 30, 2021 financial reporting.
The December 31, 2021 data will be used for the year ending November 30, 2022 financial reporting.

MENARD COUNTY, ILLINOIS

SCHEDULE OF EMPLOYER CONTRIBUTIONS
REGULAR PLAN (RP)

November 30, 2021

Calendar Year Ending December 31,	Actuarially Determined Contribution	Actual Contribution	Contribution Deficiency (Excess)	Covered Valuation Payroll	Actual Contribution as a % of Covered valuation payroll
2014	\$ 394,755	\$ 406,000	\$ (11,245)	\$ 4,897,706	8.29%
2015	\$ 412,812	\$ 410,985	\$ 1,827	\$ 5,375,153	7.65%
2016	\$ 368,081	\$ 368,081	\$ -	\$ 5,213,616	7.06%
2017	\$ 363,046	\$ 360,822	\$ 2,224	\$ 4,814,936	7.49%
2018	\$ 376,864	\$ 376,372	\$ 492	\$ 5,065,382	7.43%
2019	\$ 252,706	\$ 252,706	\$ -	\$ 5,331,350	4.74%
2020	\$ 363,858	\$ 363,858	\$ -	\$ 5,546,619	6.56%
2021	\$ 376,864	\$ 376,864	\$ -	\$ 5,498,391	6.85%

MENARD COUNTY, ILLINOIS

SCHEDULE OF EMPLOYER CONTRIBUTIONS
SHERIFFS LAW PERSONNEL PLAN (SLEP)

November 30, 2021

Calendar Year Ending December 31,	Actuarially Determined Contribution	Actual Contribution	Contribution Deficiency (Excess)	Covered Valuation Payroll	Actual Contribution as a % of Covered valuation payroll
2014	\$ 95,363	\$ 104,791	\$ (9,428)	\$ 458,695	22.85%
2015	\$ 97,085	\$ 99,800	\$ (2,715)	\$ 500,694	19.93%
2016	\$ 104,271	\$ 104,271	\$ -	\$ 485,209	21.49%
2017	\$ 109,786	\$ 112,042	\$ (2,256)	\$ 524,539	21.36%
2018	\$ 83,786	\$ 96,962	\$ (13,176)	\$ 446,621	21.71%
2019	\$ 93,296	\$ 93,296	\$ -	\$ 489,744	19.05%
2020	\$ 117,951	\$ 117,951	\$ -	\$ 442,926	26.63%
2021	\$ 144,037	\$ 144,037	\$ -	\$ 489,743	29.41%

MENARD COUNTY, ILLINOIS

SCHEDULE OF EMPLOYER CONTRIBUTIONS
ELECTED COUNTY OFFICIALS PLAN (ECO)

November 30, 2021

Calendar Year Ending December 31,	Actuarially Determined Contribution	Actual Contribution	Contribution Deficiency (Excess)	Covered Valuation Payroll	Actual Contribution as a % of Covered valuation payroll
2014	\$ 68,538	\$ 131,144	\$ (62,606)	\$ 138,768	94.51%
2015	\$ 20,160	\$ 21,668	\$ (1,508)	\$ 138,745	15.62%
2016	\$ 108,292	\$ 108,292	\$ -	\$ 134,692	80.40%
2017	\$ 88,685	\$ 88,684	\$ 1	\$ 140,257	63.23%
2018	\$ 84,194	\$ 84,194	\$ -	\$ 137,213	61.36%
2019	\$ 29,867	\$ 29,867	\$ -	\$ 74,519	40.08%
2020	\$ 62,419	\$ 62,419	\$ -	\$ 69,992	89.18%
2021	\$ -	\$ -	\$ -	\$ -	0.00%

NONMAJOR GOVERNMENTAL FUNDS

SPECIAL REVENUE FUNDS

Health Department Fund

Results from “blending” the Menard County Health Department into the County’s financial statements.

Tuberculosis Fund

To account for the levy and collection of the annual tax for the purpose of providing for the care and treatment of inhabitants who may be afflicted with tuberculosis.

Animal Control Fund

To account for the receipt of service fees from municipalities, registration fees and fines, and the payment of costs of the Animal Control Program in the County including payment of damages to individuals for the loss of livestock and poultry. One-third of all fees collected must be retained in the Fund until the first Monday in March for the purpose of paying damage claims.

County Farm Fund

To account for the proceeds derived from the leasing of farmland owned by the County and the payment of necessary expenditures. The County Board may appropriate accumulated proceeds for general county purposes.

General Assistance Fund

To account for the levy and collection of the annual tax for general assistance purposes in the County.

County Fair Fund

To account for the levy and collection of the annual tax for County fair purposes.

County Clerk Document Storage System Fund

To account for the collection of a recording fee used for automating the County Clerk’s office.

Tax Sale Automation Fund

To account for the collection of fees for costs related to the automation of the property tax system and delinquent property tax sales.

County Elections Fund

To account for funds provided by the General Fund for annual elections costs.

SPECIAL REVENUE FUNDS - continued

Court Automation Fund

To account for the collection of an automation fee to be used for automating the Circuit Clerk's office.

Cooperative Extension Service Fund

To account for the levy and collection of the annual tax for the Cooperative Extension Service.

Senior Transport Fund

To account for the revenues and costs of providing transportation to Menard County citizens sixty years of age and older.

Building Improvement Fund

To account for monies designated for anticipated major improvements to the County Courthouse including the County jail facility.

Court Document Storage System Fund

To account for the collection of a court document fee to be used to establish a court document storage system in the Circuit Clerk's office.

Probation Services Fund

To account for funds collected and expended for costs associated with the probation office. Plans for expenditure are subject to approval by the State and chief judge of the Circuit.

County Bridge Fund

To account for the levy and collection of the annual tax for the purpose of aiding in the constructing and repairing of County bridges, culverts, grade separations and drainage structures.

Federal Aid Matching Fund

To account for the levy and collection of the annual tax for the purpose of providing funds to pay the expenses for engineering and other costs and its proportionate share of construction or maintenance of highways in the Federal primary, secondary, or County highway network.

Road Repair and Maintenance Fund

To account for the levy and collection of the annual tax for the purpose of improving, constructing, maintaining or repairing certain County roads.

SPECIAL REVENUE FUNDS - continued

Court Services Fund

To account for the collection of court services fees for costs related to the providing of court security.

Court Fund

To account for the collection of fees from the Circuit Clerk for Court improvements.

D.U.I. Equipment Fund

To account for the collection of fees from the Circuit Clerk to be used for the purchase of equipment.

County G.I.S. Fund

To account for the resources to implement a Digitalized Geographic Information Mapping System for the County.

State's Attorney Drug Forfeiture Fund

To account for the receipt of drug forfeiture funds and proceeds in accordance with provisions of the prevailing State statute.

Pill Disposal Fund

To account for the receipt of fees from the Circuit Clerk for funding costs related to the safe disposal of drugs.

Emergency Relief Fund

To account for certain grants and contributions received for programs to aid certain Menard County residents in the payment of specific emergency expenditures.

Public Land Dedication Fees Fund

To account for certain zoning fees pertaining to the dedication of public lands.

Tourism Promotion Fund

To account for the receipt of a county wide hotel tax to be used for funding certain costs relating to tourism promotion, conventions, expositions, theatrical, sports, and cultural activities within the County.

Drug Traffic Prevention Fund

To account for fees and contributions received for funding certain costs pertaining to preventing drug traffic activities in the County.

SPECIAL REVENUE FUNDS – continued

Circuit Clerk Operation and Administrative Fund

To account for fees collected by the Circuit Clerk that are designated for funding certain operations and administrative costs.

Sheriff Vehicle Fund

To account for fees collected by the Circuit Clerk that are designated to assist in funding the costs of acquiring and replacing the Sheriff Department's vehicles.

MENARD COUNTY, ILLINOIS

COMBINING BALANCE SHEET

NONMAJOR GOVERNMENTAL FUNDS

NOVEMBER 30, 2021

	Health Department Fund	Tuberculosis Fund	Animal Control Fund	County Farm Fund	General Assistance Fund	County Fair Fund
ASSETS						
Cash and certificates of deposit	\$ 251,828	\$ 104,822	\$ 146,059	\$ 67,803	\$ 108,445	\$ 11,873
Accounts receivable	37,025	53	-	-	-	-
Taxes receivables	-	-	-	-	-	-
Due from other funds	-	-	-	-	-	-
Total assets	<u>\$ 288,853</u>	<u>\$ 104,875</u>	<u>\$ 146,059</u>	<u>\$ 67,803</u>	<u>\$ 108,445</u>	<u>\$ 11,873</u>

LIABILITIES AND FUND BALANCES

LIABILITIES						
Accounts payable	\$ 52,825	\$ -	\$ 11,814	\$ -	\$ -	\$ -
Accrued compensation	-	-	3,500	-	-	-
Unearned revenue	229,908	-	-	-	15,000	-
Due to other funds	5,746	-	-	-	-	-
Total liabilities	288,479	-	15,314	-	15,000	-
FUND BALANCES	374	104,875	130,745	67,803	93,445	11,873
Total liabilities and fund balances	<u>\$ 288,853</u>	<u>\$ 104,875</u>	<u>\$ 146,059</u>	<u>\$ 67,803</u>	<u>\$ 108,445</u>	<u>\$ 11,873</u>

MENARD COUNTY, ILLINOIS

COMBINING BALANCE SHEET

NONMAJOR GOVERNMENTAL FUNDS

NOVEMBER 30, 2021

	County Clerk Document Storage System Fund	Tax Sale Automation Fund	County Elections Fund	Court Automation Fund	Cooperative Extension Service Fund	Senior Transport Fund
ASSETS						
Cash and certificates of deposit	\$ 64,493	\$ 30,689	\$ 213,665	\$ 48,719	\$ 30,135	\$ 55,956
Accounts receivable	-	-	-	-	-	-
Taxes receivables	-	-	-	-	-	-
Due from other funds	2,377	-	-	1,112	-	-
Total assets	\$ 66,870	\$ 30,689	\$ 213,665	\$ 49,831	\$ 30,135	\$ 55,956

LIABILITIES AND FUND BALANCES

LIABILITIES						
Accounts payable	\$ 4,000	\$ -	\$ -	\$ -	\$ -	\$ -
Accrued compensation	-	-	-	-	-	-
Unearned revenue	-	-	7,775	-	-	5,500
Due to other funds	-	-	167	-	-	-
Total liabilities	4,000	-	7,942	-	-	5,500
FUND BALANCES						
Total liabilities and fund balances	\$ 66,870	\$ 30,689	\$ 213,665	\$ 49,831	\$ 30,135	\$ 55,956

MENARD COUNTY, ILLINOIS

COMBINING BALANCE SHEET

NONMAJOR GOVERNMENTAL FUNDS

NOVEMBER 30, 2021

	Building Improvement Fund	Court Document Storage System Fund	Probation Services Fund	County Bridge Fund	Federal Aid Matching Fund	Road Repair and Maintenance Fund
ASSETS						
Cash and certificates of deposit	\$ 372,356	\$ 72,593	\$ 276,981	\$ 774,806	\$ 826,179	\$ 76,507
Accounts receivable	-	1,842	-	100,621	94,923	-
Taxes receivables	-	-	-	-	-	-
Due from other funds	-	862	3,742	-	-	-
Total assets	\$ 372,356	\$ 75,297	\$ 280,723	\$ 875,427	\$ 921,102	\$ 76,507

LIABILITIES AND FUND BALANCES

LIABILITIES						
Accounts payable	\$ -	\$ -	\$ -	\$ 62,086	\$ -	\$ -
Accrued compensation	-	-	-	-	-	-
Unearned revenue	-	4,500	-	-	5,959	-
Due to other funds	-	-	-	-	-	-
Total liabilities	-	4,500	-	62,086	5,959	-
FUND BALANCES	372,356	70,797	280,723	813,341	915,143	76,507
Total liabilities and fund balances	\$ 372,356	\$ 75,297	\$ 280,723	\$ 875,427	\$ 921,102	\$ 76,507

MENARD COUNTY, ILLINOIS

COMBINING BALANCE SHEET

NONMAJOR GOVERNMENTAL FUNDS

NOVEMBER 30, 2021

	Court Services Fund	Court Fund	D.U.I. Equipment Fund	County G.I.S. Fund	State's Attorney Drug Forfeiture Fund	Pill Disposal Fund
ASSETS						
Cash and certificates of deposit	\$ 13,491	\$ 47,739	\$ 6,211	\$ 158,496	\$ 1,079	\$ 26
Accounts receivable	-	-	-	-	-	-
Taxes receivables	-	-	-	-	-	-
Due from other funds	10,990	1,225	-	2,000	-	-
Total assets	\$ 24,481	\$ 48,964	\$ 6,211	\$ 160,496	\$ 1,079	\$ 26

LIABILITIES AND FUND BALANCES

LIABILITIES						
Accounts payable	\$ -	\$ -	\$ -	\$ 2,500	\$ -	\$ -
Accrued compensation	-	-	-	-	-	-
Unearned revenue	-	-	-	-	-	-
Due to other funds	-	10,000	-	-	-	-
Total liabilities	-	10,000	-	2,500	-	-
FUND BALANCES	24,481	38,964	6,211	157,996	1,079	26
Total liabilities and fund balances	\$ 24,481	\$ 48,964	\$ 6,211	\$ 160,496	\$ 1,079	\$ 26

MENARD COUNTY, ILLINOIS

COMBINING BALANCE SHEET

NONMAJOR GOVERNMENTAL FUNDS

NOVEMBER 30, 2021

	Emergency Relief Fund	Public Land Dedication Fees Fund	Tourism Promotion Fund	Drug Traffic Prevention Fund	Circuit Clerk Operation and Administrative Fund
ASSETS					
Cash and certificates of deposit	\$ 19,533	\$ 1,560	\$ 26,965	\$ 5,106	\$ 15,060
Accounts receivable	-	-	-	-	-
Taxes receivables	-	-	1,050	-	-
Due from other funds	-	-	-	-	5
Total assets	\$ 19,533	\$ 1,560	\$ 28,015	\$ 5,106	\$ 15,065

LIABILITIES AND FUND BALANCES

LIABILITIES					
Accounts payable	\$ -	\$ -	\$ -	\$ -	\$ -
Accrued compensation	-	-	-	-	-
Unearned revenue	2,000	-	-	-	-
Due to other funds	-	-	-	-	-
Total liabilities	2,000	-	-	-	-
FUND BALANCES					
Total liabilities and fund balances	\$ 19,533	\$ 1,560	\$ 28,015	\$ 5,106	\$ 15,065

MENARD COUNTY, ILLINOIS

COMBINING BALANCE SHEET

NONMAJOR GOVERNMENTAL FUNDS

NOVEMBER 30, 2021

	Sheriff Vehicle Fund	Totals
ASSETS		
Cash and certificates of deposit	\$ 8,320	\$ 3,837,495
Accounts receivable	-	234,464
Taxes receivables	-	1,050
Due from other funds	-	22,313
	<u>\$ 8,320</u>	<u>\$ 4,095,322</u>
Total assets	<u>\$ 8,320</u>	<u>\$ 4,095,322</u>

LIABILITIES AND FUND BALANCES

LIABILITIES		
Accounts payable	\$ -	\$ 133,225
Accrued compensation	-	3,500
Unearned revenue	-	270,642
Due to other funds	-	15,913
	<u>-</u>	<u>423,280</u>
Total liabilities	<u>-</u>	<u>423,280</u>
FUND BALANCES		
	<u>8,320</u>	<u>3,672,042</u>
Total liabilities and fund balances	<u>\$ 8,320</u>	<u>\$ 4,095,322</u>

MENARD COUNTY, ILLINOIS

COMBINING STATEMENT OF REVENUES, EXPENDITURES,
AND CHANGES IN FUND BALANCES

NONMAJOR GOVERNMENTAL FUNDS

FOR THE YEAR ENDED NOVEMBER 30, 2021

	Health Department Fund	Tuberculosis Fund	Animal Control Fund	County Farm Fund	General Assistance Fund	County Fair Fund	County Clerk Document Storage System Fund	Tax Sale Automation Fund	County Elections Fund	Court Automation Fund
REVENUES										
Property taxes	\$ -	\$ 10,268	\$ -	\$ -	\$ 48,850	\$ 40,758	\$ -	\$ -	\$ -	\$ -
Mobile home privilege tax	-	3	-	-	16	14	-	-	-	-
Other taxes	-	43	-	-	204	170	-	-	-	-
Personal property replacement tax	-	-	-	-	-	-	-	-	-	-
Fines, fees, forfeitures and licenses	-	-	-	-	-	-	46,866	5,293	-	11,148
Federal and State payments	583,450	-	-	-	11,028	-	-	-	9,377	-
Charges for services	-	-	70,475	60,927	-	-	-	-	-	-
Other	30,020	-	12,338	-	887	-	-	-	3,735	-
Interest	232	112	-	-	-	-	-	-	-	-
Total revenues	613,702	10,426	82,813	60,927	60,985	40,942	46,866	5,293	13,112	11,148
EXPENDITURES										
Current:										
General government	-	-	-	-	-	-	21,296	549	28,922	-
Public safety	-	-	90,225	-	-	-	-	-	-	-
Roads and bridges	-	-	-	-	-	-	-	-	-	-
Public health	649,889	-	-	-	-	-	-	-	-	-
Judiciary and court	-	-	-	-	-	-	-	-	-	16,062
County development	-	-	-	-	-	39,000	-	-	-	-
Liability and insurance	-	-	-	-	-	-	-	-	-	-
Retirement and FICA	-	-	-	-	-	-	-	-	-	-
Public welfare	-	-	-	-	54,876	-	-	-	-	-
Debt service:										
Principal retirement	-	-	-	-	-	-	-	-	-	-
Interest and fiscal charges	-	-	-	-	-	-	-	-	-	-
Capital outlay:	1,713	-	-	-	-	-	-	-	-	-
Total expenditures	651,602	-	90,225	-	54,876	39,000	21,296	549	28,922	16,062
EXCESS REVENUES OVER (UNDER) EXPENDITURES	(37,900)	10,426	(7,412)	60,927	6,109	1,942	25,570	4,744	(15,810)	(4,914)
OTHER FINANCING SOURCES (USES)										
Operating transfers in	37,448	-	55,000	-	-	-	-	-	60,000	-
Operating transfers out	-	-	-	(46,000)	-	-	(10,000)	-	-	-
Total other financing sources (uses)	37,448	-	55,000	(46,000)	-	-	(10,000)	-	60,000	-
EXCESS REVENUES AND OTHER SOURCES OVER (UNDER) EXPENDITURES AND OTHER USES	(452)	10,426	47,588	14,927	6,109	1,942	15,570	4,744	44,190	(4,914)
FUND BALANCE - BEGINNING	826	94,449	83,157	52,876	87,336	9,931	47,300	25,945	161,533	54,745
FUND BALANCE - ENDING	\$ 374	\$ 104,875	\$ 130,745	\$ 67,803	\$ 93,445	\$ 11,873	\$ 62,870	\$ 30,689	\$ 205,723	\$ 49,831

MENARD COUNTY, ILLINOIS

COMBINING STATEMENT OF REVENUES, EXPENDITURES,
AND CHANGES IN FUND BALANCES

NONMAJOR GOVERNMENTAL FUNDS

FOR THE YEAR ENDED NOVEMBER 30, 2021

	Cooperative Extension Service Fund	Senior Transport Fund	Building Improvement Fund	Court Document Storage System Fund	Probation Services Fund	County Bridge Fund	Federal Aid Matching Fund	Road Repair and Maintenance Fund	Court Services Fund	Court Fund
REVENUES										
Property taxes	\$ 31,427	\$ -	\$ -	\$ -	\$ -	\$ 154,325	\$ 154,325	\$ 154,325	\$ -	\$ -
Mobile home privilege tax	11	-	-	-	-	53	53	53	-	-
Other taxes	131	-	-	-	-	644	644	644	-	-
Personal property replacement tax	-	-	-	-	-	-	-	-	-	-
Fines, fees, forfeitures and licenses	-	-	-	9,404	29,842	-	-	-	15,205	11,478
Federal and State payments	-	20,585	-	1,750	-	49,270	207,443	-	-	39,238
Charges for services	-	7,440	-	-	-	2,057	-	-	-	-
Other	-	17,980	24,000	-	-	-	-	-	-	-
Interest	-	-	-	-	-	-	-	-	-	-
Total revenues	31,569	46,005	24,000	11,154	29,842	206,349	362,465	155,022	15,205	50,716
EXPENDITURES										
Current:										
General government	-	-	-	-	-	-	-	-	-	-
Public safety	-	-	-	-	-	-	-	-	-	-
Roads and bridges	-	-	-	-	-	153,434	437,183	178,965	-	-
Public health	-	-	-	-	-	-	-	-	-	-
Judiciary and court	-	-	-	1,305	14,494	-	-	-	38,272	-
County development	-	-	-	-	-	-	-	-	-	-
Liability and insurance	26,588	-	-	-	-	-	-	-	-	-
Retirement and FICA	-	-	-	-	-	-	-	-	-	-
Public welfare	-	41,373	-	-	-	-	-	-	-	-
Debt Service:										
Principal retirement	-	-	-	-	-	-	-	-	-	-
Interest and fiscal charges	-	-	-	-	-	-	-	-	-	-
Capital outlay:										
-	-	-	70,548	-	14,184	-	-	-	-	-
-	-	-	70,548	-	28,678	-	-	-	-	-
Total expenditures	26,588	41,373	141,096	1,305	42,862	153,434	437,183	178,965	38,272	39,238
EXCESS REVENUES OVER (UNDER) EXPENDITURES	4,981	4,632	(46,548)	9,849	1,164	52,915	(74,718)	(23,943)	(23,067)	11,478
OTHER FINANCING SOURCES (USES)										
Operating transfers in	-	-	100,000	-	-	-	-	-	35,000	-
Operating transfers out	-	-	-	-	(2,457)	-	-	-	-	(5,000)
Total other financing sources (uses)	-	-	100,000	-	(2,457)	-	-	-	35,000	(5,000)
EXCESS REVENUES AND OTHER SOURCES OVER (UNDER) EXPENDITURES AND OTHER USES	4,981	4,632	53,452	9,849	(1,293)	52,915	(74,718)	(23,943)	11,933	6,478
FUND BALANCE - BEGINNING	25,154	45,824	318,904	60,948	282,016	760,426	989,861	100,450	12,548	32,486
FUND BALANCE - ENDING	\$ 30,135	\$ 50,456	\$ 372,356	\$ 70,797	\$ 280,723	\$ 813,341	\$ 915,143	\$ 76,507	\$ 24,481	\$ 38,964

MENARD COUNTY, ILLINOIS

COMBINING STATEMENT OF REVENUES, EXPENDITURES,
AND CHANGES IN FUND BALANCES

NONMAJOR GOVERNMENTAL FUNDS

FOR THE YEAR ENDED NOVEMBER 30, 2021

	D.U.I. Equipment Fund	County G.I.S. Fund	State's Attorney Drug Forfeiture Fund	Pill Disposal Fund	Emergency Relief Fund	Public Land Dedication Fees Fund	Tourism Promotion Fund	Drug Traffic Prevention Fund
REVENUES								
Property taxes	\$ -	\$ -	\$ -	\$ -	\$ -	\$ -	\$ -	\$ -
Mobile home privilege tax	-	-	-	-	-	-	-	-
Other taxes	-	-	-	-	-	-	25,626	-
Personal property replacement tax	-	-	-	-	-	-	-	-
Fines, fees, forfeitures and licenses	1,114	52,300	-	6	-	-	-	139
Federal and State payments	-	-	-	-	-	-	-	-
Charges for services	-	-	-	-	-	-	-	-
Other	-	-	-	-	-	-	-	-
Interest	-	-	-	-	-	-	-	-
Total revenues	1,114	52,300	-	6	-	-	25,626	139
EXPENDITURES								
Current:								
General government	-	-	-	-	-	-	-	-
Public safety	-	-	-	-	-	-	-	79
Roads and bridges	-	-	-	-	-	-	-	-
Public health	-	-	-	-	-	-	-	-
Judiciary and court	-	-	-	-	-	-	-	-
County development	-	44,418	-	-	-	-	9,500	-
Liability and insurance	-	-	-	-	-	-	-	-
Retirement and FICA	-	-	-	-	-	-	-	-
Public welfare	-	-	-	-	-	-	-	-
Debt Service:								
Principal retirement	-	-	-	-	-	-	-	-
Interest and fiscal charges	-	-	-	-	-	-	-	-
Capital outlay:								
Total expenditures	-	44,418	-	-	-	-	9,500	79
EXCESS REVENUES OVER (UNDER) EXPENDITURES	1,114	7,882	-	6	-	-	16,126	60
OTHER FINANCING SOURCES (USES)								
Operating transfers in	-	(30,000)	-	-	-	-	-	-
Operating transfers out	-	-	-	-	-	-	-	-
Total other financing sources (uses)	-	(30,000)	-	-	-	-	-	-
EXCESS REVENUES AND OTHER SOURCES OVER (UNDER) EXPENDITURES AND OTHER USES	1,114	(22,118)	-	6	-	-	16,126	60
FUND BALANCE - BEGINNING	5,097	180,114	1,079	20	17,533	1,560	11,889	5,046
FUND BALANCE - ENDING	\$ 6,211	\$ 157,996	\$ 1,079	\$ 26	\$ 17,533	\$ 1,560	\$ 28,015	\$ 5,106

MENARD COUNTY, ILLINOIS

COMBINING STATEMENT OF REVENUES, EXPENDITURES,
AND CHANGES IN FUND BALANCES

NONMAJOR GOVERNMENTAL FUNDS

FOR THE YEAR ENDED NOVEMBER 30, 2021

	Circuit Clerk		Totals
	Operation and Administrative Fund	Sheriff Vehicle Fund	
REVENUES			
Property taxes	\$ -	\$ -	\$ 594,278
Mobile home privilege tax	-	-	203
Other taxes	-	-	28,106
Personal property replacement tax	-	-	-
Fines, fees, forfeitures and licenses	1,516	20	184,331
Federal and State payments	-	-	922,141
Charges for services	-	-	140,899
Other	-	16,700	105,660
Interest	-	-	344
Total revenues	<u>1,516</u>	<u>16,720</u>	<u>1,975,962</u>
EXPENDITURES			
Current:			
General government	-	-	50,767
Public safety	-	2,413	92,717
Roads and bridges	-	-	769,582
Public health	-	-	649,889
Judiciary and court	-	-	70,133
County development	-	-	119,506
Liability and insurance	-	-	-
Retirement and FICA	-	-	-
Public welfare	-	-	96,249
Debt Service:			
Principal retirement	-	-	-
Interest and fiscal charges	-	-	-
Capital outlay:	-	22,906	148,589
Total expenditures	-	<u>25,319</u>	<u>1,997,432</u>
EXCESS REVENUES OVER (UNDER) EXPENDITURES	<u>1,516</u>	<u>(8,599)</u>	<u>(21,470)</u>
OTHER FINANCING SOURCES (USES)			
Operating transfers in	-	-	287,448
Operating transfers out	-	-	(93,457)
Total other financing sources (uses)	-	-	193,991
EXCESS REVENUES AND OTHER SOURCES OVER (UNDER) EXPENDITURES AND OTHER USES	<u>1,516</u>	<u>(8,599)</u>	<u>172,521</u>
FUND BALANCE - BEGINNING	<u>13,549</u>	<u>16,919</u>	<u>3,499,521</u>
FUND BALANCE - ENDING	<u>\$ 15,065</u>	<u>\$ 8,320</u>	<u>\$ 3,672,042</u>

FIDUCIARY FUNDS

PRIVATE-PURPOSE TRUST FUNDS

Law Library Fund

To account for the revenues derived from the "law library" fee and the payment of expenses incurred in establishing and maintaining a law library. The money available in the fund may not be appropriated by the County Board but is disbursed on order of the Chief Circuit Judge. The fees are collected by the Circuit Clerk and paid into the Law Library Fund.

Indemnity Fund

To account for indemnity fees paid to the County Collector derived from tax sales; the fund is to accumulate until it reaches .03% of the assessed valuation or \$50,000, whichever is greater. The purpose of the fund is to indemnify the Treasurer for judgments against the Treasurer arising from tax sales.

Child Advocacy Center Fund

To account for monies collected for the purpose of establishing and maintaining a Children's Advocacy Center to coordinate the investigation, prosecution, and treatment referral of child abuse.

Sheriff's Drug Forfeiture Fund

To account for proceeds from forfeitures received by the fund and used by the County Sheriff for certain investigative and training expenditures.

Sheriff's Federal Equitable Sharing Fund

To account for the proceeds of liquidated "seized" assets from asset forfeiture efforts. Such proceeds are shared between Federal and State law enforcement agencies.

Tax Sale in Error Interest Payment Fund

To account for certain fees collected during the tax sale process by the County Collector and the expenditure of those funds for court ordered payments.

Road Districts Truck Fund

To account for certain pooled resources of the County's road districts for the purpose of maintaining certain roads in the County.

AGENCY FUNDS

Circuit Clerk's Fund

Functions as a clearing account for the operations of the Office of the Circuit Clerk. Clerk's fees, fines and bail bond deposits and other deposits are received by the fund and retained until proper disposition of the funds is determined. Fees earned are remitted to the General Fund.

Accounts for the collection and distribution of court-ordered child support and alimony payments.

County Clerk's Fund

Functions as a clearing account for the operation of the Office of the County Clerk. Fees earned are remitted to the General Fund.

County Sheriff's Fund

Functions as a clearing account for the operations of the Office of the County Sheriff. Fees earned are remitted to the General Fund.

State's Attorney's Fund

Functions as a clearing account for the operations of the Office of the State's Attorney. Fees earned are remitted to the General Fund.

County Collector's General Tax Fund

To account for the collection and distribution of real estate taxes to the various taxing districts inside and outside of the County.

County Collector's Mobile Home Privilege Tax Fund

To account for the collection and distribution of mobile home privilege tax to the various taxing districts of the County.

Township Bridge Program Fund

To account for the collection of State allotments to road districts for bridge construction projects in the County.

Township Motor Fuel Tax Fund

To account for the collection and distribution of State motor fuel tax allotments for the road districts of the County.

AGENCY FUNDS - continued

Payroll Clearing Funds

To account for the payment of salaries and wages of County employees, and the related payroll taxes and certain employee benefits.

Health Insurance Clearing Fund

To account for the inflows from the County, and participating employees that are used to fund the costs of health insurance premiums.

Sex Offender Registration Fee Fund

To account for the annual fees collected from registered sex offenders. These fees are shared by the County Sheriff with several State agencies.

Inmates Fund

To account for commissary transactions at the County jail and other amounts credited to the benefit of County jail inmates.

MENARD COUNTY, ILLINOIS

COMBINING STATEMENT OF
FIDUCIARY NET POSITION

NOVEMBER 30, 2021

	Private-Purpose Trust Funds							Totals
	Law Library Fund	Indemnity Fund	Child Advocacy Center Fund	Sheriff's Drug Forfeiture Fund	Sheriff's Federal Equitable Sharing Fund	Tax sale in Error Interest Payment Fund	Road Districts Truck Fund	
ASSETS								
Cash	\$ 8,399	\$ 94,812	\$ 2,108	\$ 419	\$ -	\$ 2,755	\$ 108,866	\$ 217,359
Receivables	-	35	-	-	-	-	-	35
Due from other funds	94	-	-	-	-	-	-	94
Capital assets, net	-	-	-	-	-	-	-	-
Total assets	8,493	94,847	2,108	419	-	2,755	108,866	217,488
LIABILITIES								
Accounts payable	-	-	-	-	-	-	486	486
Due to other funds	-	-	-	-	-	-	-	-
Total liabilities	-	-	-	-	-	-	486	486
NET POSITION								
Held in trust for -								
Individuals, organizations, and other governments	\$ 8,493	\$ 94,847	\$ 2,108	\$ 419	\$ -	\$ 2,755	\$ 108,380	\$ 217,002

MENARD COUNTY, ILLINOIS

COMBINING STATEMENT OF CHANGES IN FIDUCIARY NET POSITION

FOR THE YEAR ENDED NOVEMBER 30, 2021

	Private-Purpose Trust Funds							Totals
	Law Library Fund	Indemnity Fund	Child Advocacy Center Fund	Sheriff's Drug Forfeiture Fund	Sheriff's Federal Equitable Sharing Fund	Tax Sale in Error Interest Payment Fund	Road Districts Truck Fund	
ADDITIONS								
Fines, fees, and forfeitures	\$ 3,785	\$ 3,040	\$ -	\$ -	\$ -	\$ 1,170	\$ 68,578	\$ 76,573
Charges for services	-	-	-	-	-	-	-	-
Contributions	-	-	-	-	-	-	-	-
Other	-	-	-	-	-	-	-	-
Interest	-	334	2	-	-	9	299	644
Total additions	3,785	3,374	2	-	-	1,179	68,877	77,217
DEDUCTIONS								
Costs of maintaining County law library	4,258	-	-	-	-	-	-	4,258
Investigations and training	-	-	-	-	3,282	-	-	3,282
Operating expenses	-	10,250	-	-	-	4,778	57,604	72,632
Depreciation	-	-	-	-	-	-	-	-
Total deductions	4,258	10,250	-	-	3,282	4,778	57,604	80,172
CHANGE IN NET POSITION	(473)	(6,876)	2	-	(3,282)	(3,599)	11,273	(2,955)
NET POSITION-BEGINNING	8,966	101,723	2,106	419	3,282	6,354	97,107	219,957
NET POSITION-ENDING	\$ 8,493	\$ 94,847	\$ 2,108	\$ 419	\$ -	\$ 2,755	\$ 108,380	\$ 217,002

MENARD COUNTY, ILLINOIS

COMBINING STATEMENT OF ASSETS AND LIABILITIES

AGENCY FUNDS

FOR THE YEAR ENDED AT NOVEMBER 30, 2021

	Circuit Clerk's Fund	County Clerk's Fund	County Sheriff's Fund	State's Attorney's Fund	County Collector's General Tax Fund	County Collector's Mobile Home Tax Fund	Township Bridge Program Fund	Township Motor Fuel Tax Fund
ASSETS								
Cash	\$ 213,692	\$ 47,109	\$ 42	\$ 32	\$ 78	\$ -	\$ 3,949	\$ 1,376,638
Receivables	-	-	-	-	-	-	-	71,623
Due from others	-	-	-	-	-	-	-	-
Due from other funds	-	-	1,010	867	-	-	-	-
Other	-	100,892	-	-	-	-	-	-
Total assets	\$ 213,692	\$ 148,001	\$ 1,052	\$ 899	\$ 78	\$ -	\$ 3,949	\$ 1,448,261
LIABILITIES								
Accounts payable	\$ -	\$ -	\$ -	\$ -	\$ -	\$ -	\$ -	\$ -
Due to road districts	-	-	-	-	-	-	-	1,399,697
Due to taxing districts	-	-	-	-	78	-	-	-
Due to others	197,549	133,058	42	32	-	-	3,949	-
Due to other funds	16,143	14,943	1,010	867	-	-	-	48,564
Total liabilities	\$ 213,692	\$ 148,001	\$ 1,052	\$ 899	\$ 78	\$ -	\$ 3,949	\$ 1,448,261

MENARD COUNTY, ILLINOIS

COMBINING STATEMENT OF ASSETS AND LIABILITIES

AGENCY FUNDS

FOR THE YEAR ENDED AT NOVEMBER 30, 2021

	Nonresidents and Unknown Claimants Fund		Payroll Clearing Funds	Health Insurance Clearing Fund		Sex Offender Registration Fee Fund		Inmates' Fund	Totals
ASSETS									
Cash	\$ 28,676	\$ 88,615	\$ 55,923	\$ 4,889	\$ 38,496	\$ 1,858,139			
Receivables	-	-	10,500	-	-	82,123			
Due from others	-	-	-	-	-	-			
Due from other funds	-	-	-	-	-	1,877			
Other	-	-	-	-	-	100,892			
Total assets	<u>\$ 28,676</u>	<u>\$ 88,615</u>	<u>\$ 66,423</u>	<u>\$ 4,889</u>	<u>\$ 38,496</u>	<u>\$ 2,043,031</u>			
LIABILITIES									
Accounts payable	\$ -	\$ -	\$ -	\$ -	\$ -	\$ -			
Due to road districts	-	-	-	-	-	1,399,697			
Due to taxing districts	-	-	-	-	-	78			
Due to others	28,676	88,615	-	4,889	38,496	495,306			
Due to other funds	-	-	66,423	-	-	147,950			
Total liabilities	<u>\$ 28,676</u>	<u>\$ 88,615</u>	<u>\$ 66,423</u>	<u>\$ 4,889</u>	<u>\$ 38,496</u>	<u>\$ 2,043,031</u>			

MENARD COUNTY, ILLINOIS

AGENCY FUNDS
STATEMENTS OF CHANGES IN ASSETS AND LIABILITIES

FOR THE FISCAL YEAR ENDED NOVEMBER 30, 2021

	December 1, 2020			November 30, 2021
Circuit Clerk's Fund				
Assets				
Cash and certificates of deposit	\$ 115,313	Increases \$ 434,517	Decreases \$ 336,138	\$ 213,692
Total assets	\$ 115,313	\$ 434,517	\$ 336,138	\$ 213,692
Liabilities				
Due to others	\$ 94,965	Decreases \$ 182,572	Increases \$ 285,121	\$ 197,514
Due to other funds	20,348	153,566	149,396	16,178
Total liabilities	\$ 115,313	\$ 336,138	\$ 434,517	\$ 213,692
County Clerk's Fund				
Assets				
Cash and certificates of deposit	\$ 46,774	Increases \$ 577,714	Decreases \$ 577,379	\$ 47,109
Other	100,892	-	-	100,892
Total assets	\$ 147,666	\$ 577,714	\$ 577,379	\$ 148,001
Liabilities				
Due to others	\$ 118,158	Decreases \$ 547,871	Increases \$ 562,771	\$ 133,058
Due to other funds	29,508	29,508	14,943	14,943
Total liabilities	\$ 147,666	\$ 577,379	\$ 577,714	\$ 148,001
County Sheriff's Fund				
Assets				
Cash and certificates of deposit	\$ 1,975	Increases \$ 407,757	Decreases \$ 409,690	\$ 42
Due from other funds	280	3,517	2,787	1,010
Total assets	\$ 2,255	\$ 411,274	\$ 412,477	\$ 1,052
Liabilities				
Due to others	\$ 62	Decreases \$ 395,524	Increases \$ 395,504	\$ 42
Due to other funds	2,193	16,953	15,770	1,010
Total liabilities	\$ 2,255	\$ 412,477	\$ 411,274	\$ 1,052

MENARD COUNTY, ILLINOIS

AGENCY FUNDS
STATEMENTS OF CHANGES IN ASSETS AND LIABILITIES

FOR THE FISCAL YEAR ENDED NOVEMBER 30, 2021

	December 1, 2020			November 30, 2021
State's Attorney's Fund				
Assets				
Cash and certificates of deposit	\$ 32	\$ -	\$ -	\$ 32
Due from other funds	453	5,835	5,421	867
Total assets	\$ 485	\$ 5,835	\$ 5,421	\$ 899
Liabilities				
Due to others	\$ 32	\$ -	\$ -	\$ 32
Due to other funds	453	5,421	5,835	867
Total liabilities	\$ 485	\$ 5,421	\$ 5,835	\$ 899
County Collector's General Tax Fund				
Assets				
Cash and certificates of deposit	\$ 33,018	\$ 23,167,272	\$ 23,200,212	\$ 78
Due from others	161	-	161	-
Total assets	\$ 33,179	\$ 23,167,272	\$ 23,200,373	\$ 78
Liabilities				
Due to others	\$ -	\$ 19,821,134	\$ 19,821,212	\$ 78
Due to other funds	33,179	3,379,239	3,346,060	-
Total liabilities	\$ 33,179	\$ 23,200,373	\$ 23,167,272	\$ 78
County Collector's Mobile Home Tax Fund				
Assets				
Cash and certificates of deposit	\$ 8,077	\$ 8,759	\$ 16,836	\$ -
Total assets	\$ 8,077	\$ 8,759	\$ 16,836	\$ -
Liabilities				
Due to others	\$ 6,994	\$ 13,843	\$ 6,849	\$ -
Due to other funds	1,083	2,993	1,910	-
Total liabilities	\$ 8,077	\$ 16,836	\$ 8,759	\$ -

MENARD COUNTY, ILLINOIS

AGENCY FUNDS
STATEMENTS OF CHANGES IN ASSETS AND LIABILITIES

FOR THE FISCAL YEAR ENDED NOVEMBER 30, 2021

Township Bridge Program Fund	December 1, 2020	Increases	Decreases	November 30, 2021
Assets				
Cash and certificates of deposit	\$ 248,372	\$ 75,431	\$ 319,854	\$ 3,949
Due from others	74,178	-	74,178	-
Due from other funds	-	-	-	-
Total assets	<u>\$ 322,550</u>	<u>\$ 75,431</u>	<u>\$ 394,032</u>	<u>\$ 3,949</u>
Liabilities				
Accounts payable	\$ 319,854	\$ 319,854	\$ -	\$ -
Due to others	2,696	74,178	75,431	3,949
Due to other funds	-	-	-	-
Total liabilities	<u>\$ 322,550</u>	<u>\$ 394,032</u>	<u>\$ 75,431</u>	<u>\$ 3,949</u>
Township Motor Fuel Tax Fund				
Assets				
Cash and certificates of deposit	\$ 934,402	\$ 1,459,649	\$ 1,017,413	\$ 1,376,638
Due from others	65,201	71,623	65,201	71,623
Total assets	<u>\$ 999,603</u>	<u>\$ 1,531,272</u>	<u>\$ 1,082,614</u>	<u>\$ 1,448,261</u>
Liabilities				
Due to others	\$ 952,892	\$ 1,035,903	\$ 1,482,708	\$ 1,399,697
Due to other funds	46,711	46,711	48,564	48,564
Total liabilities	<u>\$ 999,603</u>	<u>\$ 1,082,614</u>	<u>\$ 1,531,272</u>	<u>\$ 1,448,261</u>
Nonresidents and Unknown Claimants Fund				
Assets				
Cash and certificates of deposit	\$ 23,089	\$ 5,587	\$ -	\$ 28,676
Total assets	<u>\$ 23,089</u>	<u>\$ 5,587</u>	<u>\$ -</u>	<u>\$ 28,676</u>
Liabilities				
Due to others	\$ 23,089	\$ -	\$ 5,587	\$ 28,676
Total liabilities	<u>\$ 23,089</u>	<u>\$ -</u>	<u>\$ 5,587</u>	<u>\$ 28,676</u>

MENARD COUNTY, ILLINOIS

AGENCY FUNDS
STATEMENTS OF CHANGES IN ASSETS AND LIABILITIES

FOR THE FISCAL YEAR ENDED NOVEMBER 30, 2021

	December 1, 2020			November 30, 2021
Payroll Clearing Funds				
Assets		Increases	Decreases	
Cash and certificates of deposit	\$ 84,856	\$ 7,794,391	\$ 7,790,632	\$ 88,615
Total assets	<u>\$ 84,856</u>	<u>\$ 7,794,391</u>	<u>\$ 7,790,632</u>	<u>\$ 88,615</u>
Liabilities		Decreases	Increases	
Due to others	\$ 84,856	\$ 7,790,632	\$ 7,794,391	\$ 88,615
Total liabilities	<u>\$ 84,856</u>	<u>\$ 7,790,632</u>	<u>\$ 7,794,391</u>	<u>\$ 88,615</u>
Health Insurance Clearing Funds				
Assets		Increases	Decreases	
Cash and certificates of deposit	\$ 38,482	\$ 811,783	\$ 794,342	\$ 55,923
Due from others	10,500	-	-	10,500
Due from other funds	-	-	-	-
Total assets	<u>\$ 48,982</u>	<u>\$ 811,783</u>	<u>\$ 794,342</u>	<u>\$ 66,423</u>
Liabilities		Decreases	Increases	
Due to other funds	\$ 48,982	\$ 794,342	\$ 811,783	\$ 66,423
Total liabilities	<u>\$ 48,982</u>	<u>\$ 794,342</u>	<u>\$ 811,783</u>	<u>\$ 66,423</u>
Sex Offender Registration Fees Fund				
Assets		Increases	Decreases	
Cash and certificates of deposit	\$ 4,732	\$ 1,300	\$ 1,143	\$ 4,889
Total assets	<u>\$ 4,732</u>	<u>\$ 1,300</u>	<u>\$ 1,143</u>	<u>\$ 4,889</u>
Liabilities		Decreases	Increases	
Due to others	\$ 4,732	\$ 1,143	\$ 1,300	\$ 4,889
Total liabilities	<u>\$ 4,732</u>	<u>\$ 1,143</u>	<u>\$ 1,300</u>	<u>\$ 4,889</u>
Inmates Fund				
Assets		Increases	Decreases	
Cash and certificates of deposit	\$ 34,066	\$ 203,136	\$ 198,706	\$ 38,496
Total assets	<u>\$ 34,066</u>	<u>\$ 203,136</u>	<u>\$ 198,706</u>	<u>\$ 38,496</u>
Liabilities		Decreases	Increases	
Due to others	\$ 34,066	\$ 198,706	\$ 203,136	\$ 38,496
Total liabilities	<u>\$ 34,066</u>	<u>\$ 198,706</u>	<u>\$ 203,136</u>	<u>\$ 38,496</u>